



PORTLAND PUBLIC SCHOOLS

Co-locating ACCESS Program

May 28, 2018



What is the problem we are trying to solve?

Due to the middle school conversion project, Rose City Park, the current home for ACCESS Academy, becomes a K-5 school feeding into Roseway Heights Middle School – leaving ACCESS students without a location starting in the fall.

Initial plans for relocating ACCESS Academy to Humboldt and then Holladay Youngson proved to be infeasible.



Challenging Factors

- Educational program vision and redesign should be the first step in planning
- Assessment of leadership and subject matter expertise should be in place to achieve the vision
- A long-range facility plan should support the instructional vision
- The community must be engaged prior to decisions



Co-location Process

- Establish advisory group to gain understanding of program requirements
- Develop criteria, identify constraints and confirm roles
- Evaluate facilities against criteria
- Tour facilities to narrow options
- Connect principals to develop co-location concepts
- Deputy Superintendent makes recommendation to Superintendent
- Superintendent presents to Board of Education



ACCESS Space Requirements

Grades 1-5

- 7 Homerooms
- SPED Learning Center
- Office spaces for Assistant Principal, Counselor, secretary
- Space for specials teachers: Media Specialist, PE, Art, World Language and walk to math, de-escalation space

Grades 6-8

- 8 Classrooms
- SPED Learning Center
- Office spaces for Principal, Counselor, secretary
- Space for specials teachers: Media Specialist, PE, Art, World Language and walk to math



Criteria

- If single site option is not available, will not be co-located in more than two sites
- Must not displace other programs
- Space requirements must accommodate current enrollment levels
- Solution must maintain or improve current levels of service
- Must be able to identify how the location is able to serve currently and historically underserved students
- May not disrupt opening of Roseway Heights & Harriet Tubman Middle Schools
- If a dual-site location, middle grade students ideally placed on a comprehensive middle school setting



Constraints

- Compressed timeline
- Code and permitting requirements
- Budget
- Boundaries and policies



Other Factors to Consider

- Integration of ACCESS and school communities
- Transportation
- Nutrition services
- Title 1 status
- Plan for longer-term vision and placement
- Bridger overflow needs
- Headstart/ PreK enrollment and site placement needs



ACCESS Advisory Group

Purpose

The ACCESS Academy Advisory Group will advise the leadership team in identifying a location for the program in the both the short-term and long-term and will address a variety of factors involved in making a final decision including: facility capabilities, boundaries, programmatic and staffing needs and requirements for a successful implementation. The Advisory Group will provide their own expertise and perspectives and will seek the input from others in forming a recommendation to the Superintendent.



ACCESS Advisory Group

Duration

In place until long-term solution is determined or if significant, impactful changes or decisions about the program are necessary.

Membership

Group membership will consist of district leadership, school staff and parents or family members of the ACCESS Academy community. Specialists or outside experts may be invited to address special topics. The regular membership of the group will not exceed 20.



Facility Review

Identified schools with space

- Sufficient homerooms plus room for Learning Center and specials classrooms
- Sufficient office space
- Space to meet PE requirement and serve lunch
- No displacement of existing program (except PreK at Lane)

School	# of Students	Direct Cert %	Sped	ESL	TAG	African American	Asian	Hispanic	Native American	Pacific Islander	White	Multiple Races
ACCESS	328	4%	15%	0%	82%	2%	12%	6%	0%	0%	67%	13%
Boise-Eliot / Humboldt*	343	56%	16%	5%	4%	56%	3%	13%	1%	0.2%	17%	11%
Irvington	364	17%	17%	3%	9%	20%	1%	12%	0%	0%	54%	13%
Jason Lee*	306	44%	20%	16%	5%	16%	21%	18%	1%	1%	31%	12%
Lane*	449	49%	18%	14%	4%	8%	18%	28%	0.2%	1%	37%	8%
MLK Jr.	310	52%	12%	17%	2%	39%	3%	28%	0.3%	0.5%	14%	16%
Peninsula*	284	36%	24%	8%	4%	12%	3%	23%	0%	2%	48%	13%
Sabin*	426	13%	11%	1%	10%	15%	2%	8%	0.7%	0.4%	66%	9%
Vestal*	247	44%	23%	15%	3%	13%	12%	17%	0.3%	1%	47%	12%
Whitman	258	52%	18%	18%	1%	7%	13%	31%	2.5%	0.4%	39%	6%
Woodlawn*	319	45%	17%	10%	1%	39%	1%	21%	0%	3%	28%	8%

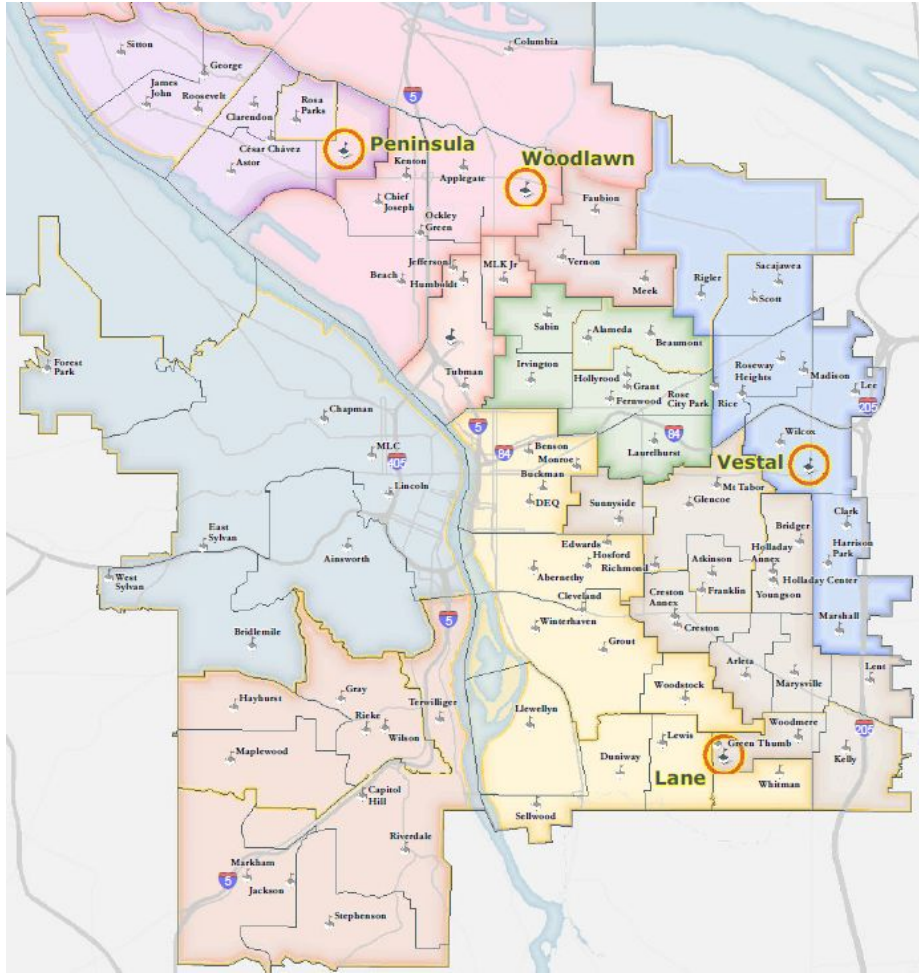
*schools have two special education self-contained classrooms



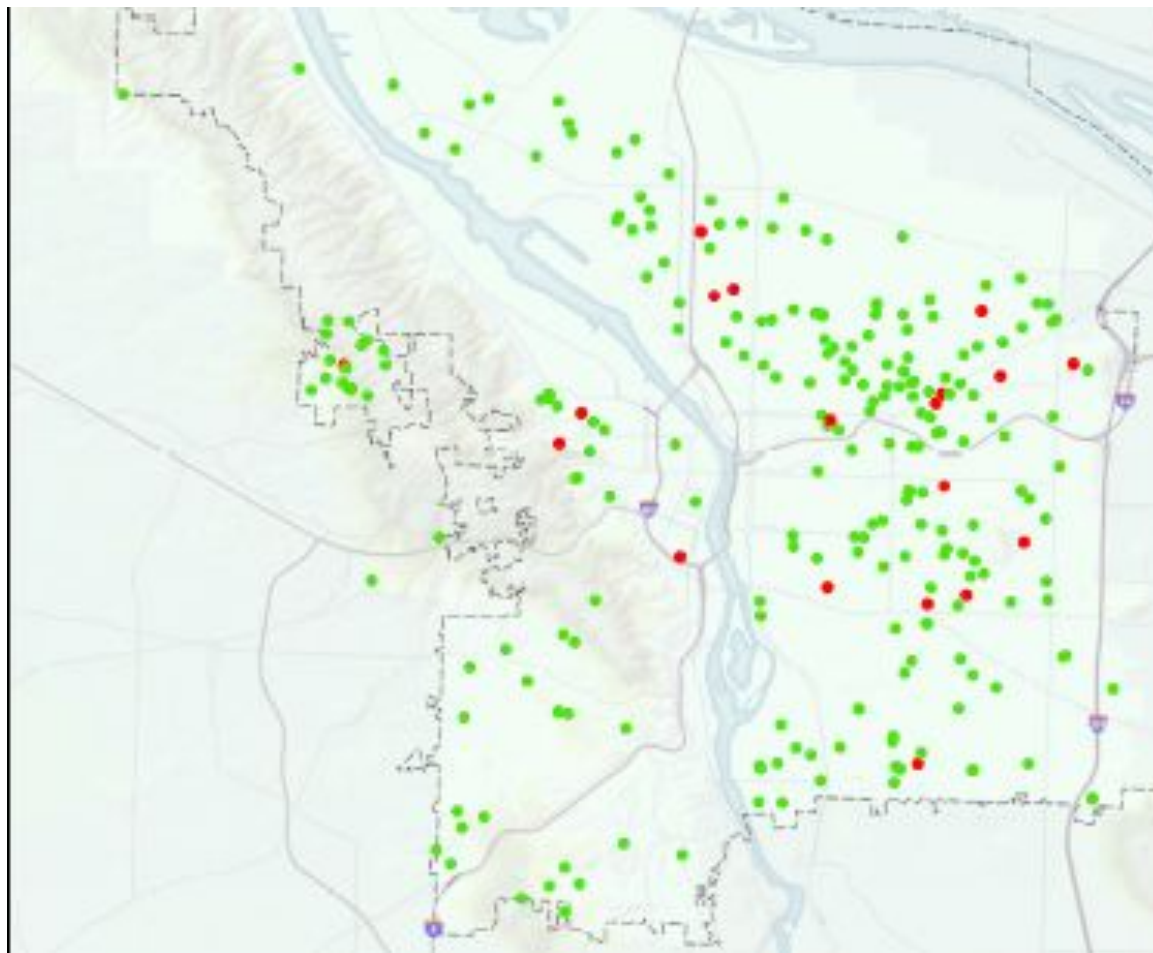
School	Space	Transportation (8 buses)	Title School	Proximity to another site	Comments
Irvington	No for 1-5 and 6-8. Growing homerooms in 2019-20.	Need to work with city to identify location for buses.	No.	Yes. BEH, Sabin, MLK Jr.	Doesn't have adequate classrooms available.
Jason Lee	No for 1-5 and 6-8. Growing homerooms in 2019-20 with boundary changes.	Transportation challenge with 8 ACCESS buses lining up along 92nd.	Yes. Title I funded positions or materials could not be shared with ACCESS.	Close to Vestal	Two special education classrooms need a de-escalation space. Speech Paths need space.
MLK Jr.	Yes for 1-5, 6-8. Space a problem if school adds second strands or boundary is changed.	Transportation challenge with 8 ACCESS buses.	Yes. Also has CEP meal program where school eats for free, a service we couldn't provide to ACCESS. Title funded positions and materials could not be shared with ACCESS.	Yes. BEH, Irvington & Sabin	Co-located Mandarin Immersion program with a single strand of Neighborhood.
Sabin	No for 1-5 and 6-8.		No.	Yes. BEH, MLK Jr, Irvington	Two special education classes to be placed in fall 2018. Also hosting 2 MECP classrooms.
Whitman	No for 1-5. Placed Headstart Program last year.	Proximity to Lane	Yes. Title I funded positions or materials could not be shared with ACCESS.	Close to Lane	Has 4 classrooms dedicated to Headstart. Also has MECP PreK.



School	Space	Transportation (8 buses)	Title School	Proximity to another site	Comments
Boise-Eliot / Humboldt	Yes for 1-5 and 6-8. Lunch and PE in one gym limits adding PE opportunities	Difficult to find the space to drop-off ACCESS students with their 8 additional buses.	Yes. Also has CEP meal program where school eats for free, a service we couldn't provide to ACCESS. Title I Funded positions or materials not to be shared	Closest to MLK Jr., Sabin, MLK Jr., Irvington	Limited amount of gym space available because it serves as lunchroom.
Peninsula	Yes for 1-5	Plenty of room to drop-off ACCESS students	Not a Title I school. Could share resources. Has a free breakfast program. Needs a staggered start time.	Close to Woodlawn	Good fit for 1-5 ACCESS. In North Portland. Longer bus rides for students
Woodlawn	Yes for 1-5 or 6-8. Growing Homerooms in 2019-20	Plenty of space to drop-off ACCESS students	Yes. Also School Improvement Grant (SIG) school. Has a free breakfast program. Need a staggered start time. Title I Funded positions or materials not to be shared	Close to Peninsula	Northeast Portland. Longer bus rides for students
Vestal	Yes for 1-5	Transportation would need to use playground	Yes. Need staggered start for free breakfast program. Title I Funded positions or materials not to be shared	Close to Lee Closest to Lane	Not able to fit Head Start or PreK, but other options for Head Start
Lane	Yes for 6-8	Staggered start needed to accommodate ACCESS buses.	Yes. Title I Funded positions or materials not to be shared	5 mi. to Vestal	Middle school is a good match for ACCESS 6-8



Relocation sites for ACCESS



Where ACCESS students live

- 1-5, 6-8 Siblings
- All other ACCESS students



Lane Rooms with ACCESS

1st Floor



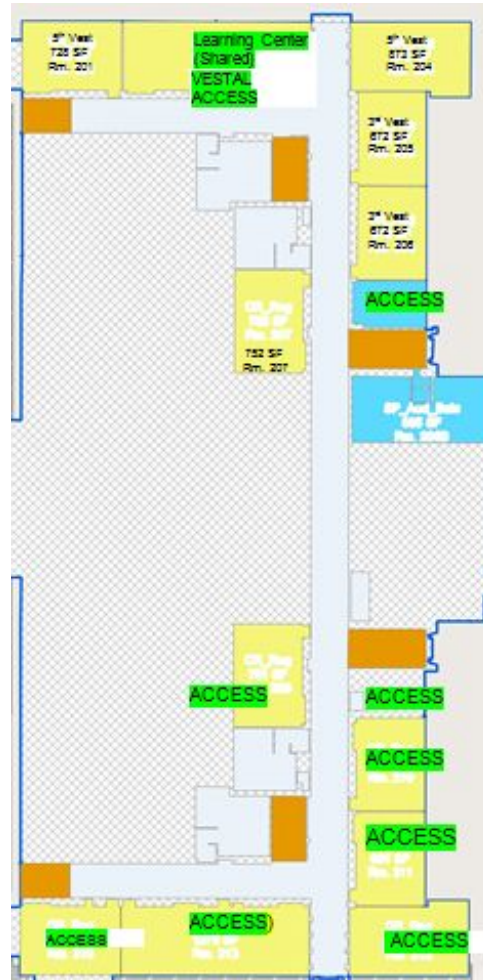
2nd Floor



[More Information](#)

- Plans for Head Start to already move out of Lane

-

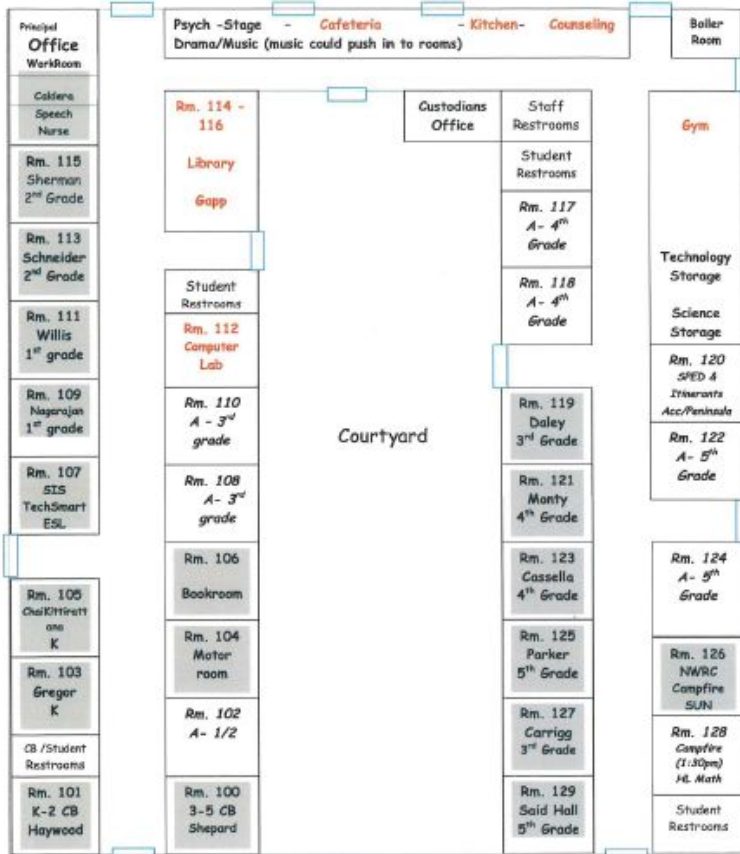


ACCESS 1-5 @ Vestal

ACCESS classrooms on 2nd Floor.
Shared Learning Center.
Classrooms and offices highlighted
in green.

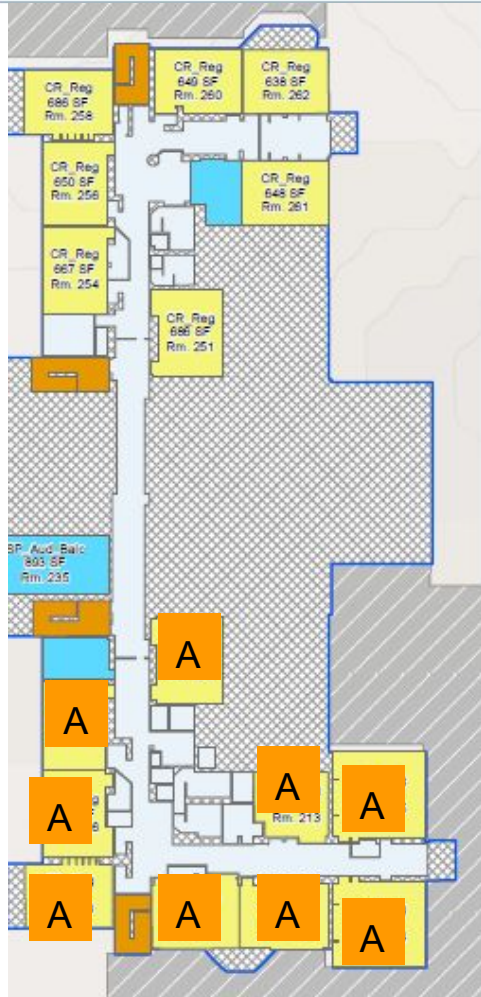


2018/19
Peninsula w/ ACCESS Floor Plan



ACCESS 1-5 @ Peninsula

ACCESS classrooms and shared spaces not shaded gray.



ACCESS 6-8 @ Woodlawn

ACCESS on 2nd Floor classrooms



Additional ACCESS Staff Needed in Co-location

- 1.0 assistant principal (to have admin at two campuses)
- 0.25 secretary (to make secretary full-time at 1-5 campus)
- 1.0 counselor (to have mental health support at 1-5 campus)
- 0.5 advanced math at 1-5 campus



Enhanced Programming with Co-location

- With an increase of the total enrollment in each school, additional FTE will be added to support electives and school climate
- Opportunity to enhance and broaden our TAG identification process, with a keen focus and commitment to identification of historically underserved students
- Possible professional learning opportunities among staff around differentiation, acceleration, and compacting curriculum for all teachers in all classrooms for all learners



Resource Accommodations with Co-location

- Chromebook carts if school losing computer lab
- Maintenance retrofits to make rooms age and program appropriate



Budget Estimates

School	Facilities	Moves	Custodial	Transportation (8 buses)	FTE (\$110,000 per FTE)	Resources to accommodate move
Peninsula	Paint, patch and repair \$20,000,	\$35,000	\$5,000	\$70,000	3-4 FTE	
Woodlawn	Paint, patch and repair \$20,000.	\$35,000	\$5,000		0.5 - 1 FTE	
Vestal	Paint, patch and repair \$20,000. Horn strobes for \$25,000.	\$35,000	\$5,000	\$500,000 Potential need for Bridger overflow at Vestal or Lee Buses will need to utilize the playground	3-5 FTE	\$9,500 for Chromebook cart
Lane	Head Start moves- \$120,000-\$150,000. \$10,000 bathrooms. Paint, patch and repair \$20,000.	\$35,000	\$5,000		0.5 - 1 FTE	



Options that remain

Option A

Vestal for grades 1-5

Lane for grades 6-8

- The two schools are within 5 miles of one another
- Keeps 6-8 in a comprehensive middle school
- Both schools located on 82nd Ave corridor
- Staff and transport costs estimated at approx \$1.1 million

Option B

Peninsula for grades 1-5

Woodlawn for grades 6-8

- Schools are within 3.1 miles of one another
- Grades 6-8 students will not be in a comprehensive middle school
- Both schools located off of I-5
- Staff and transport costs estimated at approx \$600,000



Superintendent Recommendation



What does transition look like?

- Confirm and communicate decision
- Develop and implement plans to integrate school communities
- Finalize logistics planning
- Coordinate district supports for the move



Questions?