



Program Materials



Balanced Scorecard - Overall

Narrative Comments:

Most projects are tracking well in all categories.

Business equity and workforce equity, based on current payments, remain yellow for Lincoln and Madison. Madison certified business participation will improve as construction continues but, based on current contract, will remain below 18% aspirational goal overall. Lincoln is currently forecasting 18% certified business participation on total contract, based on current and anticipated buyouts, but will not reach that on payments until Phase 2 is underway. Both teams continue to work on improving workforce equity numbers.

Roosevelt Phase IV started recently and only has current data for consultant payments, which are below the 18% aspirational goal for business equity. Some construction work occurred over the summer in the TI but payment data is lagging. The addition will be a separate construction contract, for the majority of the construction costs, and has not been contracted yet.

Benson budget continues to be monitored by OSM. While the project team has been able to remain on budget at each successive design phase, that has been achieved through significant VE efforts.

Color Key	
	Good
	Concerns
	Difficulty



Perspective	Perform
Budget	
Schedule	
Stakeholders	
Equity	
Average	

Active Projects

Grant HS	Grant Upper Field	RHS Phase IV	Kellogg	Madison HS	Lincoln HS	Benson HS	Health & Safety						
----------	-------------------	--------------	---------	------------	------------	-----------	-----------------	--	--	--	--	--	--



Overall Project Performance	➔
-----------------------------	---

Perspective	Current / Final Budget	➔
-------------	------------------------	---

Perspective	Current / Final Schedule	➔
-------------	--------------------------	---

Perspective	Cumulative Equity	➔
-------------	-------------------	---





Balanced Scorecard - Budget

Narrative Comments:

Benson HS: VE process was successful for Marshal CTE building. Initial contractor cost estimating exercise for MPG Building master plan was concerning but design and construction teams are working to align schematic design to budget. Project team is awaiting 100% DD cost estimates for Benson HS. OSM continues to monitor the budget closely.

Color Key	
	Good
	Concerns
	Difficulty



Strategic Obj.	Perform
A	
B	
C	
D	
Average	

Active Projects

Grant HS	Grant Upper Field	RHS Phase IV	Kellogg	Madison HS	Lincoln HS	Benson HS	Health & Safety						
----------	-------------------	--------------	---------	------------	------------	-----------	-----------------	--	--	--	--	--	--

Strategic Objectives	Performance Measures	Performance Targets
----------------------	----------------------	---------------------

--	--	--	--	--	--	--	--	--	--	--	--	--	--

Objective A Project Budget and Scope Aligned	1	Initial Project Budget and Scope Identified	Green > 10% Project Contingency Yellow 0% - 10% Project Contingency Red < 0% Project Contingency
	2	Master Plan Budget and Scope Aligned	Green > 10% Project Contingency Yellow 0% - 10% Project Contingency Red < 0% Project Contingency

--	--	--	--	--	--	--	--	--	--	--	--	--	--

Objective B Planning & Design Costs within Budget	3	Schematic Design Budget and Scope Aligned	Green > 10% Project Contingency Yellow 0% - 10% Project Contingency Red < 0% Project Contingency
	4	Design Dev Budget and Scope Aligned	Green > 10% Project Contingency Yellow 0% - 10% Project Contingency Red < 0% Project Contingency
	5	Construct Docs Budget and Scope Aligned	Green > 10% Project Contingency Yellow 0% - 10% Project Contingency Red < 0% Project Contingency

--	--	--	--	--	--	--	--	--	--	--	--	--	--

Objective C Construction Costs within Budget	6	Project Budget and Scope Aligned at Construction Award / GMP	Green > 10% Project Contingency Yellow 0% - 10% Project Contingency Red < 0% Project Contingency
	7	Project Budget and Scope Aligned at 50% Complete	Green > 5% Project Contingency Yellow 0% - 5% Project Contingency Red < 0% Project Contingency

--	--	--	--	--	--	--	--	--	--	--	--	--	--

Objective D Project within Budget	8	Current Project Budget	Within Budgeted Amount
--------------------------------------	---	------------------------	------------------------

--	--	--	--	--	--	--	--	--	--	--	--	--	--



Budget Update: Project Management Cost Report

Combined Project Cost Summary Report for Capital Improvement Bond Program October 2020

Project Name	Original Budget	Approved Budget Changes	Current Budget	Current Commitments	Estimate At Completion	Forecasted Over/(Under)	Actuals Approved
2012 Bond							
Franklin HS Modernization	81,585,655	30,875,627 ¹	112,461,282	112,332,978	112,461,282	-	112,332,978
Franklin - Teen Parent-Playground-Bond - 4833 - FY19	-	170,000 ²	170,000	160,130	160,130	(9,870)	160,130
Franklin - Repairs - 5145 - FY20	-	398,245 ³	398,245	464,199	398,245	-	428,371
Grant HS Modernization	88,336,829	70,533,488 ⁴	158,870,317	158,714,287	158,870,317	-	156,024,562
Grant - Aux Gym-Batting Cages-Bond - 5311 - FY20	-	40,000 ⁵	40,000	34,632	40,000	-	33,866
Grant - Gym-Lighting-Bond - 5337 - FY20	-	60,000 ⁶	60,000	45,597	60,000	-	250
Grant - GHS Grant Bowl Improvements - 4919 - FY19	-	450,000 ⁷	450,000	352,445	450,000	-	136,951
Roosevelt HS Modernization	68,418,695	32,367,036 ⁸	100,785,731	100,785,732	100,785,731	-	100,185,876
Roosevelt - Modularity-relocated and store - 4435 - FY17	-	186,749 ⁹	186,749	186,749	186,749	-	186,749
Roosevelt - Phase IV Modernization - 5171 - FY20	-	4,615,000 ¹⁰	4,615,000	685,359	4,615,000	-	405,169
Roosevelt - Window Restoration - 5193 - FY20	-	1,193,882 ¹¹	1,193,882	1,159,621	1,193,882	-	1,043,451
Faubion Replacement	27,035,537	22,959,128 ¹²	49,994,665	49,689,227	49,987,377	(7,288)	49,686,746
Faubion Add-Ons - 4918 - DA004 - FY19	-	125,000 ¹³	125,000	122,276	125,000	-	120,961
Improvement Project 2013	9,467,471	2,495,669 ¹⁴	11,963,140	11,963,139	11,963,140	-	11,963,139
Improvement Project 2014	13,620,121	4,191,667 ¹⁵	17,811,788	17,811,788	17,811,788	-	17,811,788
Improvement Project 2015	13,521,066	102,076 ¹⁶	13,623,142	13,497,438	13,497,438	(125,704)	13,497,438
Improvement Project 2015 - Maplewood	-	1,518,698 ¹⁷	1,518,698	1,518,698	1,518,698	-	1,518,698
Improvement Project 2015 - SCI	-	2,057,686 ¹⁸	2,057,686	2,057,686	2,057,686	-	2,057,686
Improvement Project 2016	15,274,437	1,386,346 ¹⁹	16,660,783	16,405,180	16,405,275	(255,508)	16,405,180
GROUP 3 (IP 2017)	6,796,707	15,523,349 ²⁰	22,320,056	22,291,322	22,320,056	-	21,882,393
Improvement Project 2018	9,062,119	(9,062,120) ²¹	[1]	-	[1]	-	-
Improvement Project 2019	-	- ²²	-	-	-	-	-
Master Planning - Benson HS	191,667	206,975 ²³	398,642	398,642	398,642	-	398,642
Master Planning - Cleveland HS	191,667	(191,667) ²⁴	-	-	-	-	-
Master Planning - Jefferson HS	191,667	(191,667) ²⁵	-	-	-	-	-
Master Planning - Lincoln HS	191,667	165,427 ²⁶	357,094	357,094	357,094	-	357,094
Master Planning - Madison HS	191,667	132,413 ²⁷	324,080	324,070	324,080	-	324,070
Master Planning - Wilson HS	191,667	(191,667) ²⁸	-	-	-	-	-
Marshall Swing Site - Bond 2012	-	4,070,103 ²⁹	4,070,103	4,070,103	4,070,103	-	4,070,103
Tubman Swing Site - Bond 2012	-	1,164,776 ³⁰	1,164,776	1,164,776	1,164,776	-	1,164,776
Swing Sites & Transportation	9,550,000	(9,550,000) ³¹	-	-	-	-	-
Educational Specification	-	275,168 ³²	275,168	275,168	275,168	-	275,168
Debt Repayment	45,000,000	-	45,000,000	45,000,000	45,000,000	-	45,000,000
2012 Bond Program	93,181,361	(58,290,644) ³³	34,890,717	32,079,455	34,273,816	(616,901)	26,839,719
	482,000,000	119,786,742	601,786,742	481,614,814	488,310,189	(1,015,272)	471,978,976



Budget Update: Project Management Cost Report (pg 2)

Project Name	Original Budget	Approved Budget Changes	Current Budget	Current Commitments	Estimate At Completion	Forecasted Over/(Under)	Actuals Approved
2017 Bond							
Benson HS Modernization	202,000,000	(148,347,500) ³⁴	53,652,500	29,123,502	281,939,623	228,287,123	12,229,126
Benson HS Modernization - Kenton Swing Site-Mult Pathways - 5013	-	5,500,000 ³⁵	5,500,000	483,608	1,294,118	(4,205,882)	242,969
Benson HS Modernization - Marshall Swing Site - 5006	-	14,050,000 ³⁶	14,050,000	3,701,977	12,766,530	(1,283,470)	1,094,471
Benson HS Modernization - Mult Pathways to Graduation - 4999	-	5,500,000 ³⁷	5,500,000	4,943,320	61,727,729	56,227,729	326,618
<i>Benson subtotal</i>		(123,297,500)	78,702,500		357,728,000	279,025,500	
Lincoln HS Replacement	187,000,000	53,350,000 ³⁸	240,350,000	209,089,296	240,350,000	-	37,257,932
Multiple Sites - Athletic Swing Sites-Bond - 5206 - FY20	-	2,150,000 ³⁹	2,150,000	23,434	2,150,000	-	3,837
<i>Lincoln subtotal</i>		55,500,000	242,500,000		242,500,000	-	
Kellogg Replacement	45,000,000	14,811,150 ⁴⁰	59,811,150	53,865,736	59,811,150	-	42,833,583
Madison HS Modernization	146,000,000	56,016,189 ⁴¹	202,016,189	188,963,884	202,016,190	-	103,813,892
	580,000,000	3,029,839	583,029,839	490,194,757	862,055,340	279,025,500	197,802,426
Benson HS Modernization: Pre-Design - Pre-Bond	-	561,725 ⁴²	561,725	561,725	561,725	-	561,725
Kellogg Replacement: Pre-Design - Pre-Bond	-	385,873 ⁴³	385,873	385,873	385,873	-	385,873
Lincoln HS Modernization: Pre-Design - Pre-Bond	-	378,557 ⁴⁴	378,557	378,557	378,557	-	378,557
Madison HS Modernization: Pre-Design - Pre-Bond	-	274,297 ⁴⁵	274,297	274,297	274,297	-	274,297
Cleveland HS Modernization-Pre-Design - Pre-Bond - 4964 - FY15	-	153,100 ⁴⁶	153,100	153,000	153,100	-	130,615
Jefferson HS Modernization-Pre-Design - Pre-Bond - 4965 - FY19	-	151,800 ⁴⁷	151,800	151,300	151,800	-	127,610
Wilson HS Modernization-Pre Design - Pre-Bond - 4966 - FY15	-	151,700 ⁴⁸	151,700	151,600	151,700	-	120,453
2017 Bond Program: Pre-Design - Pre-Bond	-	81,323 ⁴⁹	81,323	81,323	81,323	-	81,323
2017 Bond Program	210,000,000	(30,987,011) ⁵⁰	179,012,989	37,887,710	107,233,785	(71,779,204)	26,782,011
	210,000,000	(28,848,636)	181,151,364	40,025,385	109,372,160	(71,779,204)	28,842,465
Beaumont - 2020 Asbestos Abatement-Bond - 5373 - FY20	-	243,041 ⁵¹	243,041	221,862	243,041	-	168,800
Capitol Hill - 2020 Asbestos Abatement-Bond - 5275 - FY20	-	113,922 ⁵²	113,922	110,052	113,922	-	78,020
Chapman - 2020 Asbestos Abatement-Bond - 5377 - FY20	-	109,831 ⁵³	109,831	103,757	109,831	-	88,380
Chapman - Re-Roof - Bond Funded - 4671 - FY18	-	4,260,654 ⁵⁴	4,260,654	3,998,982	4,260,654	-	3,360,154
Creative Science - ADA Accommodation-Access Control - 5049 - FY20	-	12,855 ⁵⁵	12,855	33,514	12,855	-	33,514
GROUP 2 - Fire Alarm / Sprinkler	-	4,142,986 ⁵⁶	4,142,986	4,142,986	4,142,986	-	3,854,685
GROUP 4 - ASBESTOS	-	1,392,403 ⁵⁷	1,392,403	1,392,403	1,392,403	-	1,392,403
Harrison Park - Copy Room-Abate Asbestos Tile - 4664 - FY18	-	10,185 ⁵⁸	10,185	10,185	10,185	-	10,185
Harrison Park - K Classrooms-Abate Asbestos from floor tiles - 4441 - FY18	-	24,009 ⁵⁹	24,009	24,009	24,009	-	24,009
Harrison Park - Partial Re-Roof-Bond - 5321 - FY20	-	3,032,519 ⁶⁰	3,032,519	2,641,714	3,032,519	-	815,767
Hayhurst - SRGP-Bond - 5028 - FY19	-	4,423,500 ⁶¹	4,423,500	4,206,490	4,423,500	-	4,075,437
Hosford - 2020 Asbestos Abatement-Bond - 5363 - FY20	-	253,168 ⁶²	253,168	236,477	253,168	-	73,365
Hosford - Wood Shop Floor-Asbestos - 4573 - FY18	-	41,523 ⁶³	41,523	41,523	41,523	-	41,523
Jackson - Health & Safety Improvements-Bond - 5030 - FY19	-	6,521,000 ⁶⁴	6,521,000	6,388,038	6,521,000	-	3,555,715
Jefferson - Camera-Pull Stations - 4528 - FY17	-	30,859 ⁶⁵	30,859	30,859	30,859	-	30,859
Jefferson - Fire Sprinkler Upgrades-Bond - 5053 - FY15	-	1,167,966 ⁶⁶	1,167,966	1,139,496	1,167,966	-	1,139,496
Kelly - Partial Re-Roof-Bond - 5319 - FY20	-	1,904,478 ⁶⁷	1,904,478	1,617,206	1,904,478	-	1,278,102
Lane - 2020 Asbestos Abatement-Bond - 5361 - FY20	-	134,159 ⁶⁸	134,159	126,819	134,159	-	86,334
Lee - Roof Repair - 4497 - FY18	-	97,000 ⁶⁹	97,000	97,000	97,000	-	97,000
Lent - Radon Mitigation - 4344 - FY17	-	59,512 ⁷⁰	59,512	59,512	59,512	-	59,512
Lent - SRGP Design - 5194 - FY20	-	46,000 ⁷¹	46,000	28,040	28,040	(17,960)	27,540
Marysville - Radon Mitigation-Rms 137-138-139 - 4939 - FY20	-	21,334 ⁷²	21,334	18,284	21,334	-	8,901
Mt Tabor - Partial Re-Roof-Bond - 5320 - FY20	-	3,515,778 ⁷³	3,515,778	3,004,383	3,515,778	-	2,830,031
Multi-2018-4675-Bond-Security-PKG1 FY18-19	-	2,512,541 ⁷⁴	2,512,541	1,879,925	2,202,775	(309,766)	1,711,602
Multi-2018-5025-Bond-Security-PKG2-FY19	-	2,419,821 ⁷⁵	2,419,821	1,977,436	2,010,817	(409,004)	1,886,077
Multi-2018-5026-Bond-Security-PKG3-FY19	-	4,042,731 ⁷⁶	4,042,731	3,313,555	4,055,814	13,083	2,742,907
Multiple Sites - 2018-2019 Middle School Conversions - 4586-FY18	-	32,540,735 ⁷⁷	32,540,735	32,259,551	32,540,735	-	32,091,514
Multiple Sites - Asbestos Bond Projects-2018-19 - 4923 - FY19	-	1,254,069 ⁷⁸	1,254,069	1,254,069	1,254,069	-	1,254,069
Multiple Sites - Asbestos Bond Projects-2019-20 - 4924 - FY20	-	100,000 ⁷⁹	100,000	86,069	100,000	-	45,128



Budget Update: Project Management Cost Report (pg 3)

Multiple Sites - Day CPM Management Services - 4610 - FY18	-	-	⁸⁰	-	-	-	-	-	-
Multiple Sites - Drinking Fixture Replacemnt Prog-Bid Package 31 - 5301 - FY20	-	349,125	⁸¹	349,125	269,777	349,125	-	-	194,257
Multiple Sites - Drinking Fixture Replacemnt Prog-Bid Package 32 - 5397 - FY20	-	342,136	⁸²	342,136	244,552	342,136	-	-	-
Multiple Sites - Drinking Fixture Replacemnt Prog-Bid Package 33 - 5398 - FY20	-	283,173	⁸³	283,173	257,430	283,173	-	-	-
Multiple Sites - Drinking Fixture Replacemnt Prog-Bid Pkg 34 - 5390 - FY21	-	354,142	⁸⁴	354,142	-	354,142	-	-	-
Multiple Sites - Drinking Fixture Replacemnt Prog-Bid Pkg 35 - 5391 - FY21	-	355,960	⁸⁵	355,960	-	355,960	-	-	-
Multiple Sites - Fire Alarm Equipment Purchase - FY15/16/17/18 - X0114	-	507,151	⁸⁶	507,151	383,606	507,151	-	-	383,606
Multiple Sites - Fire Alarm Upgrades-North Group 1 - 5211 - FY20	-	1,952,500	⁸⁷	1,952,500	1,767,528	1,952,500	-	-	1,177,166
Multiple Sites - Fire Alarm Upgrades-North Group 2 - 5212 - FY20	-	1,955,500	⁸⁸	1,955,500	1,823,405	1,955,500	-	-	1,306,617
Multiple Sites - Fire Alarm Upgrades-South Group 3 - 5213 - FY20	-	1,539,763	⁸⁹	1,539,763	1,383,719	1,539,763	-	-	734,557
Multiple Sites - Fire Alarm Upgrades-South Group 4 - 5214 - FY20	-	1,880,441	⁹⁰	1,880,441	1,695,277	1,880,441	-	-	842,625
Multiple Sites - Floor Replacement-Bond Compensible - 4565 - FY18	-	124,841	⁹¹	124,841	124,841	124,841	-	-	124,841
Multiple Sites - Health & Safety Group 1 Design - 5153 - FY20	-	919,568	⁹²	919,568	801,499	919,568	-	-	639,815
Multiple Sites - Health & Safety Group 2 Design - 5154 - FY20	-	1,137,400	⁹³	1,137,400	1,021,781	1,137,400	-	-	820,649
Multiple Sites - Lead in Water Repairs - 4517 - FY17	-	7,129,459	⁹⁴	7,129,459	2,966,093	2,966,093	(4,163,366)	-	2,484,138
Multiple Sites - Lead Paint Abatement - BOND	-	10,000,000	⁹⁵	10,000,000	86,349	10,000,000	-	-	71,532
Multiple Sites - Lead Paint Abatement - Emergency Declaration - 4284 - FY17	-	1,273,501	⁹⁶	1,273,501	1,273,500	1,273,501	-	-	1,273,500
Multiple Sites - Lead Paint Abatement - Fund 423 - 4493 - FY17	-	577,004	⁹⁷	577,004	577,003	577,004	-	-	577,003
Multiple Sites - Radon Mitigation - 4609 - FY18	-	113,354	⁹⁸	113,354	113,354	113,354	-	-	113,354
Ockley Green - Partial Re-Roof-Bond - 5322 - FY20	-	2,195,478	⁹⁹	2,195,478	1,942,253	2,195,478	-	-	583,027
Rigler - 2020 Asbestos Abatement-Bond - 5369 - FY20	-	232,747	¹⁰⁰	232,747	188,791	232,747	-	-	61,304
Rigler - Health & Safety Improvements-Bond - 5029 - FY19	-	9,817,000	¹⁰¹	9,817,000	9,716,664	9,817,000	-	-	8,994,066
Sitton - Health & Safety Improvements-Bond - 5027 - FY19	-	6,746,662	¹⁰²	6,746,662	3,466,883	6,746,662	-	-	3,466,883
Stephenson - 2020 Asbestos Abatement-Bond - 5362 - FY20	-	154,289	¹⁰³	154,289	134,575	154,289	-	-	51,538
Tubman - Roof Repairs- 4584 - OSM - FY18	-	11,740	¹⁰⁴	11,740	9,980	11,740	-	-	9,980
Vernon - 2020 Asbestos Abatement-Bond - 5374 - FY20	-	100,005	¹⁰⁵	100,005	94,084	100,005	-	-	73,209
Vestal - 2020 Asbestos Abatement-Bond - 5367 - FY20	-	214,550	¹⁰⁶	214,550	211,370	214,550	-	-	181,485
Woodlawn - Partial Re-Roof-Bond - 5323 - FY20	-	1,915,886	¹⁰⁷	1,915,886	1,672,252	1,915,886	-	-	562,553
Woodstock - 2020 Asbestos Abatement-Bond - 5368 - FY20	-	250,664	¹⁰⁸	250,664	246,741	250,664	-	-	190,827
Woodstock - Hallway-Abate and replace floor tiles - 4738 - FY18	-	8,614	¹⁰⁹	8,614	8,614	8,614	-	-	8,614
	-	126,871,231		126,871,231	102,926,117	121,984,218	(4,887,013)	-	87,788,174
	-	101,052,434		891,052,434	633,146,259	1,093,411,718	202,359,283	-	314,433,065
	-	106,552,434		1,492,839,176	1,114,761,073	1,581,721,906	201,344,011	-	786,412,041



Budget Update: 2012 Program Costs

2012 Program Costs Summary

October 2020

	Original Budget	Approved Budget Changes	Current Budget	Estimate At Completion	Forecasted Over/(Under)	Actuals Approved
Bond Management	15,117,563	9,126,560 ¹	24,244,123	22,314,541	(1,929,582)	21,789,336
Bond Issuance Costs	3,000,000	(921,346) ²	2,078,654	2,056,501	(22,153)	2,056,501
PBOT IGA	5,000,000	-	5,000,000	4,000,000	(1,000,000)	4,000,000
OCIP	-	2,857,473 ³	2,857,473	2,993,882	136,409	2,993,882
Escalation	45,000,000	(45,000,000) ⁴	-	-	-	-
Fund 424	-	- ⁵	-	-	-	-
Bond Premium	-	- ⁶	-	-	-	-
Contingency - OSM	5,063,798	(4,353,331) ⁷	710,467	2,908,891	2,198,424	-
Contingency - BOE Reserves	20,000,000	(20,000,000) ⁸	-	-	-	-
Additional Criteria Financing (FHS/RHS)	-	- ⁹	-	-	-	-
Future Interest Earnings	-	-	-	-	-	-
Grand Totals	93,181,361	(58,290,644)	34,890,717	34,273,816	(616,901)	30,839,719
Grand Totals	93,181,361	(58,290,645)	34,890,716	33,814,092	(1,076,624)	26,839,719



Budget Update: 2017 Program Costs

2017 Program Costs Summary

October 2020

	Original Budget	Approved Budget Changes	Current Budget	Estimate At Completion	Forecasted Over/(Under)	Actuals Approved
Bond Management	40,000,000	9,825,737 ¹	49,825,737	51,702,406	1,876,669	18,825,883
Bond Issuance Costs	-	2,159,753 ²	2,159,753	4,319,505	2,159,752	2,159,753
OCIP	-	5,862,000 ³	5,862,000	5,862,000	-	5,796,376
Escalation	-	-	-	-	-	-
Contingency - OSM	20,000,000	5,165,057 ⁴	25,165,057	29,565,056	4,400,000	-
Bond Premium	-	68,202,151 ⁵	68,202,151	-	(68,202,151)	-
Future Interest Earnings	-	-	-	(12,013,473)	(12,013,473)	-
	60,000,000	91,214,698	151,214,698	79,435,494	(71,779,204)	26,782,011
ACCESSIBILITY - UNALLOCATED BUDGET	10,000,000	(9,977,115) ⁶	22,885	22,885	-	-
ASBESTOS - UNALLOCATED BUDGET	12,000,000	(6,423,094) ⁷	5,576,906	5,576,906	-	-
FIRE ALARM/SPRINKLER - UNALLOCATED BUDGET	25,849,990	(24,854,554) ⁸	995,436	995,436	-	-
LEAD PAINT - UNALLOCATED BUDGET	16,623,936	(12,833,349) ⁹	3,790,587	3,790,587	-	-
RADON - UNALLOCATED BUDGET	1,126,125	(261,236) ¹⁰	864,889	864,889	-	-
ROOFS - UNALLOCATED BUDGET	50,907,949	(50,367,023) ¹¹	540,926	540,926	-	-
SECURITY - UNALLOCATED BUDGET	5,000,000	(5,000,000) ¹²	-	-	-	-
WATER FIXTURES/PIPES - UNALLOCATED BUDGET	28,492,000	(12,485,338) ¹³	16,006,662	16,006,662	-	-
OSCIM GRANT - UNALLOCATED BUDGET	-	- ¹⁴	-	-	-	-
H&S - UNALLOCATED BUDGET	-	- ¹⁵	-	-	-	-
	150,000,000	(122,201,709)	27,798,291	27,798,291	-	-
	210,000,000	(30,987,011)	179,012,989	107,233,785	(71,779,204)	26,782,011



Budget Update: Health & Safety Funding

Health & Safety Funding Allocation
October 2020

	Total Funds	Committed	Spent To Date	Balance	Unalloc Balance
Bond Fund Category: DS001 - Accessibility	9,200,000	6,955,740	8,814,541	385,459	Accessibility
<i>Project Name: 2017 Bond Program</i>	22,885	-	-	22,885	22,885
Project Name: GROUP 3 (IP 2017)	3,593,412	1,427,372	3,416,856	176,556	
Project Name: Harrison Park - Partial Re-Roof-Bond - 5321 - FY20	45,000	45,000	-	45,000	
Project Name: Multiple Sites - 2018-2019 Middle School Conversions - 4586-FY18	4,411,028	4,359,708	4,360,010	51,018	
Project Name: Ockley Green - Partial Re-Roof-Bond - 5322 - FY20	45,000	45,000	-	45,000	
Project Name: Rigler - Health & Safety Improvements-Bond - 5029 - FY19	1,037,675	1,033,659	1,037,675	-	
Project Name: Woodlawn - Partial Re-Roof-Bond - 5323 - FY20	45,000	45,000	-	45,000	
Bond Fund Category: DS002 - Asbestos Remediation	11,040,000	2,610,106	4,609,881	6,430,119	Asbestos
<i>Project Name: 2017 Bond Program</i>	5,576,906	-	-	5,576,906	5,576,906
Project Name: Beaumont - 2020 Asbestos Abatement-Bond - 5373 - FY20	243,041	220,560	168,800	74,241	
Project Name: Capitol Hill - 2020 Asbestos Abatement-Bond - 5275 - FY20	113,922	109,552	78,020	35,903	
Project Name: Chapman - 2020 Asbestos Abatement-Bond - 5377 - FY20	109,831	103,257	88,380	21,451	
Project Name: GROUP 3 (IP 2017)	66,361	66,361	41,144	25,217	
Project Name: GROUP 4 - ASBESTOS	1,392,403	165,618	1,392,403	-	
Project Name: Harrison Park - Copy Room-Abate Asbestos Tile - 4664 - FY18	10,185	-	10,185	-	
Project Name: Harrison Park - K Classrooms-Abate Asbestos from floor tiles - 4441 - FY18	24,009	-	24,009	-	
Project Name: Hosford - 2020 Asbestos Abatement-Bond - 5363 - FY20	253,168	235,025	73,365	179,803	
Project Name: Hosford - Wood Shop Floor-Asbestos - 4573 - FY18	41,523	-	41,523	-	
Project Name: Jackson - Health & Safety Improvements-Bond - 5030 - FY19	-	-	-	-	
Project Name: Lane - 2020 Asbestos Abatement-Bond - 5361 - FY20	134,159	126,569	86,334	47,825	
Project Name: Multiple Sites - 2018-2019 Middle School Conversions - 4586-FY18	658,511	638,502	638,502	20,009	
Project Name: Multiple Sites - Asbestos Bond Projects-2018-19 - 4923 - FY19	1,254,069	-	1,254,069	-	
Project Name: Multiple Sites - Asbestos Bond Projects-2019-20 - 4924 - FY20	100,000	72,411	45,128	54,872	
Project Name: Multiple Sites - Floor Replacement-Bond Compensible - 4565 - FY18	101,044	-	101,044	-	
Project Name: Rigler - 2020 Asbestos Abatement-Bond - 5369 - FY20	232,747	188,041	61,304	171,443	
Project Name: Stephenson - 2020 Asbestos Abatement-Bond - 5362 - FY20	154,289	133,825	51,538	102,751	
Project Name: Vernon - 2020 Asbestos Abatement-Bond - 5374 - FY20	100,005	93,334	73,209	26,796	
Project Name: Vestal - 2020 Asbestos Abatement-Bond - 5367 - FY20	214,550	211,120	181,485	33,065	
Project Name: Woodstock - 2020 Asbestos Abatement-Bond - 5368 - FY20	250,664	245,933	190,827	59,837	
Project Name: Woodstock - Hallway-Abate and replace floor tiles - 4738 - FY18	8,614	-	8,614	-	
Bond Fund Category: DS003 - Fire Sprinkler/Alarms	19,564,225	12,226,403	14,801,270	4,762,956	Fire Sprink/Alarm
<i>Project Name: 2017 Bond Program</i>	995,436	-	-	995,436	995,436
Project Name: Chapman - Re-Roof - Bond Funded - 4671 - FY18	-	-	-	-	
Project Name: GROUP 2 - Fire Alarm / Sprinkler	4,142,986	1,859,630	3,854,685	288,301	
Project Name: GROUP 3 (IP 2017)	4,361,785	1,089,684	4,342,157	19,628	
Project Name: Jefferson - Fire Sprinkler Upgrades-Bond - 5053 - FY19	1,167,966	1,134,307	1,139,496	28,470	
Project Name: Multiple Sites - Fire Alarm Equipment Purchase - FY15/16/17/18 - X0114	46,523	-	46,523	-	
Project Name: Multiple Sites - Fire Alarm Upgrades-North Group 1 - 5211 - FY20	1,952,500	1,765,412	1,177,166	775,334	
Project Name: Multiple Sites - Fire Alarm Upgrades-North Group 2 - 5212 - FY20	1,955,500	1,820,846	1,306,617	648,883	
Project Name: Multiple Sites - Fire Alarm Upgrades-South Group 3 - 5213 - FY20	1,539,763	1,381,902	734,557	805,206	
Project Name: Multiple Sites - Fire Alarm Upgrades-South Group 4 - 5214 - FY20	1,880,441	1,693,583	842,625	1,037,816	
Project Name: Rigler - Health & Safety Improvements-Bond - 5029 - FY19	1,521,325	1,481,039	1,357,443	163,883	
Bond Fund Category: DS004 - Lead Paint Stabilization	14,624,624	34,155	1,568,683	13,684,942	Lead Paint
<i>Project Name: 2017 Bond Program</i>	3,790,587	-	34,113	3,756,474	3,790,587
Project Name: Multiple Sites - Lead Paint Abatement - BOND	10,000,000	25,542	700,533	9,928,468	
Project Name: Multiple Sites - Lead Paint Abatement - Emergency Declaration - 4284 - FY17	395,243	-	395,243	-	
Project Name: Multiple Sites - Lead Paint Abatement - Fund 423 - 4493 -FY17	438,795	-	438,795	-	
Project Name: Woodstock - Hallway-Abate and replace floor tiles - 4738 - FY18	-	8,614	-	-	



Budget Update: Health & Safety Funding (pg 2)

Health & Safety Funding Allocation
October 2020

	Total Funds	Committed	Spent To Date	Balance	Unalloc Balance
Bond Fund Category: DS005 - Radon Mitigation	1,036,035	18,284	158,713	877,322	Radon
<i>Project Name: 2017 Bond Program</i>	864,889	-	-	864,889	864,889
<i>Project Name: Lent - Radon Mitigation - 4344 - FY17</i>	38,938	-	38,938	-	
<i>Project Name: Marysville - Radon Mitigation-Rms 137-138-139 - 4939 - FY20</i>	21,334	18,284	8,901	12,434	
<i>Project Name: Multiple Sites - Radon Mitigation - 4609 - FY18</i>	110,875	-	110,875	-	
Bond Fund Category: DS006 - Roof Improvements	52,986,434	40,954,190	40,488,858	12,497,826	Roof
<i>Project Name: 2017 Bond Program</i>	540,926	-	-	540,926	540,926
<i>Project Name: Chapman - Re-Roof - Bond Funded - 4671 - FY18</i>	4,260,654	3,933,164	3,360,154	900,500	
<i>Project Name: GROUP 3 (IP 2017)</i>	10,648,856	5,667,721	10,502,282	146,574	
<i>Project Name: Harrison Park - Partial Re-Roof-Bond - 5321 - FY20</i>	2,987,519	2,551,463	815,767	2,171,752	
<i>Project Name: Hayhurst - SRGP-Bond - 5028 - FY19</i>	1,923,500	1,682,214	1,596,173	327,327	
<i>Project Name: Jackson - Health & Safety Improvements-Bond - 5030 - FY19</i>	6,521,000	6,307,486	3,555,715	2,965,285	
<i>Project Name: Kelly - Partial Re-Roof-Bond - 5319 - FY20</i>	1,904,478	1,583,320	1,278,102	626,376	
<i>Project Name: Lee - Roof Repair - 4497 - FY18</i>	96,750	96,750	97,000	-	
<i>Project Name: Mt Tabor - Partial Re-Roof-Bond - 5320 - FY20</i>	3,515,778	2,970,645	2,830,031	685,747	
<i>Project Name: Multiple Sites - 2018-2019 Middle School Conversions - 4586-FY18</i>	3,781,759	3,781,759	3,781,759	-	
<i>Project Name: Multiple Sites - Health & Safety Group 1 Design - 5153 - FY20</i>	919,568	800,509	639,815	279,753	
<i>Project Name: Multiple Sites - Health & Safety Group 2 Design - 5154 - FY20</i>	1,137,400	1,021,781	820,649	316,751	
<i>Project Name: Ockley Green - Partial Re-Roof-Bond - 5322 - FY20</i>	2,150,478	1,841,390	583,027	1,567,451	
<i>Project Name: Rigler - Health & Safety Improvements-Bond - 5029 - FY19</i>	7,258,000	7,118,637	6,598,948	659,052	
<i>Project Name: Sitton - Health & Safety Improvements-Bond - 5027 - FY19</i>	3,468,883	-	3,466,883	2,000	
<i>Project Name: Woodlawn - Partial Re-Roof-Bond - 5323 - FY20</i>	1,870,886	1,597,352	562,553	1,308,332	
Bond Fund Category: DS007 - Security Improvements	9,322,221	7,122,550	6,649,494	2,672,727	Security
<i>Project Name: 2017 Bond Program</i>	-	-	-	-	-
<i>Project Name: Creative Science - ADA Accommodation-Access Control - 5049 - FY20</i>	12,855	-	12,855	-	
<i>Project Name: Jefferson - Camera-Pull Stations - 4528 - FY17</i>	30,859	-	30,859	-	
<i>Project Name: Multi-2018-4675-Bond-Security-PKG1 FY18-19</i>	2,512,541	1,697,785	1,711,602	800,939	
<i>Project Name: Multi-2018-5025-Bond-Security-PKG2-FY19</i>	2,419,821	1,851,374	1,886,077	533,744	
<i>Project Name: Multi-2018-5026-Bond-Security-PKG3-FY19</i>	4,042,731	3,308,197	2,742,907	1,299,824	
<i>Project Name: Multiple Sites - 2018-2019 Middle School Conversions - 4586-FY18</i>	303,414	265,194	265,194	38,220	
Bond Fund Category: DS008 - Water	24,948,682	2,822,617	2,728,365	22,220,316	Water
<i>Project Name: 2017 Bond Program</i>	16,006,662	-	-	16,006,662	16,006,662
<i>Project Name: Multiple Sites - Drinking Fixture Replacement Program-Bid Package 31 - 5301 -</i>	349,125	269,520	194,257	154,868	
<i>Project Name: Multiple Sites - Drinking Fixture Replacemnt Prog-Bid Package 32 - 5397 - FY20</i>	342,136	244,552	-	342,136	
<i>Project Name: Multiple Sites - Drinking Fixture Replacemnt Prog-Bid Package 33 - 5398 - FY20</i>	283,173	257,430	-	283,173	
<i>Project Name: Multiple Sites - Drinking Fixture Replacemnt Prog-Bid Pkg 34 - 5390 - FY21</i>	354,142	-	-	354,142	
<i>Project Name: Multiple Sites - Drinking Fixture Replacemnt Prog-Bid Pkg 35 - 5391 - FY21</i>	355,960	-	-	355,960	
<i>Project Name: Multiple Sites - Lead in Water Repairs - 4517 - FY17</i>	7,120,756	1,992,441	2,475,434	4,645,322	
<i>Project Name: Multiple Sites - Lead in Water-Emergency Response - 4241 - FY16</i>	136,727	58,675	58,675	78,053	
Bond Fund Category: Management Costs	12,000,000	7,901,722	7,623,071	4,376,929	
<i>Project Name: 2017 Bond Program</i>	11,954,000	7,873,682	7,595,531	4,358,469	
<i>Project Name: Multiple Sites - Day CPM Management Services - 4610 - FY18</i>	-	-	-	-	
<i>Project Name: Lent - SRGP Design - 5194 - FY20</i>	46,000	28,040	27,540	18,460	
Bond Fund Category: OSCIM	3,277,779	-	3,277,779	-	OSCIM
<i>Project Name: 2017 Bond Program</i>	-	-	-	-	-
<i>Project Name: Sitton - Health & Safety Improvements-Bond - 5027 - FY19</i>	3,277,779	-	3,277,779	-	
Bond Fund Category: H&S Unallocated	-	-	-	-	H&S Unallocated
<i>Project Name: 2017 Bond Program</i>	-	-	-	-	-
	158,000,000	80,645,767	90,720,654	67,908,597	27,798,291



Balanced Scorecard - Equity

Narrative Comments:

1. Overall OSM is tracking a cumulative 15.69%, down 0.29% since last quarter for consultants and contractors together. Current breakdown by certification type is as follows:

	Cumulative	Prior Report	Previous 12 Months	Prior Report
MBE:	5.56%	5.69%	6.64%	6.64%
WBE:	7.17%	7.28%	2.77%	2.77%
SDVBE:	<.01%	<.01%	<.01%	<.01%
ESB:	2.20%	2.22%	1.61%	1.61%
N-C:	0.77%	0.80%	0.05%	0.05%

N-C = Non-Certified (counted for credit from a Certified Business that "graduated" out or did not reapply). Business Equity data is based on invoices paid and typically is 2 months behind current jobsite conditions.

2. OSM continues to exceed the 20% apprenticeable trade hours goal (currently 24%, same as last quarter). Larger projects are seeing industry-wide challenges with laborer apprenticeship currently, but Lincoln apprenticeship has increased to 19%, and Madison apprenticeship has increased to 18%.

Color Key	
	Good
	Concerns
	Difficulty



Strategic Obj.	Perform
A	
B	
C	
Average	

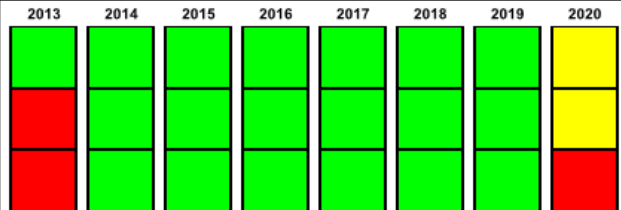
Strategic Objectives	Performance Measures	Performance Targets
----------------------	----------------------	---------------------

Objective A Meets Aspirational Certified		
1	Consultants - % of payments made to Certified owned	Green: Certified >18% Yellow: Certified >10% Red: Certified <10%
2	Contractors - % of payments made to Certified owned	
3	Project Overall - % of payments made to Certified owned	

Objective B apprenticeable trade participation		
4	Contractors % of labor hours/apprenticeable trade	Green: participation >20% Yellow: participation >10% Red: participation <10%

Objective C Meets student participation		
5	Tier 1 - Group Activities EG: career fairs, guest speakers	Green: students > 500 Yellow: students > 100 Red: students < 100
6	Tier 2 - 1-on-1, Short-Term Activities EG: job shadows, mock interviews	Green: students > 50 Yellow: students > 20 Red: students < 20
7	Tier 3 - 1-on-1, Long-Term Activities EG: internships	Green: students > 10 Yellow: students > 5 Red: students < 5

Active Projects





Balanced Scorecard - Schedule

<p>Narrative Comments:</p> <p>1. Madison HS: Permit review delays, COVID, and air quality days have used all float. Project team is utilizing overtime to regain schedule. Official schedule as of 10/1 shows 4 days behind SC target. As of 10/8, project is 2 days behind SC target and anticipates being back on schedule by end of month. Project team is reviewing use of overtime to develop additional cushion for possible weather delays.</p>			<p>Color Key</p> <table border="1"> <tr><td>Green</td><td>Good</td></tr> <tr><td>Yellow</td><td>Concerns</td></tr> <tr><td>Red</td><td>Difficulty</td></tr> </table>		Green	Good	Yellow	Concerns	Red	Difficulty	<p>Schedule Perspective</p>			<p>Strategic Obj. Perform</p> <table border="1"> <tr><td>A</td><td>Green</td></tr> <tr><td>B</td><td>Green</td></tr> <tr><td>C</td><td>Green</td></tr> <tr><td>D</td><td>Green</td></tr> <tr><td>E</td><td>Green</td></tr> <tr><td>Average</td><td>Green</td></tr> </table>		A	Green	B	Green	C	Green	D	Green	E	Green	Average	Green																																																		
			Green	Good																																																																									
Yellow	Concerns																																																																												
Red	Difficulty																																																																												
A	Green																																																																												
B	Green																																																																												
C	Green																																																																												
D	Green																																																																												
E	Green																																																																												
Average	Green																																																																												
<p align="center">Active Projects</p> <table border="1"> <tr> <td>Grant HS</td> <td>Grant Upper Field</td> <td>RHS Phase IV</td> <td>Kellogg</td> <td>Madison HS</td> <td>Lincoln HS</td> <td>Benson HS</td> <td>Health & Safety</td> <td></td> <td></td> <td></td> <td></td> <td></td> </tr> <tr> <td>Green</td> <td>Green</td> <td>Green</td> <td>Green</td> <td>Green</td> <td>Green</td> <td>Green</td> <td>Green</td> <td></td> <td></td> <td></td> <td></td> <td></td> </tr> </table>												Grant HS	Grant Upper Field	RHS Phase IV	Kellogg	Madison HS	Lincoln HS	Benson HS	Health & Safety						Green	Green	Green	Green	Green	Green	Green	Green																																													
Grant HS	Grant Upper Field	RHS Phase IV	Kellogg	Madison HS	Lincoln HS	Benson HS	Health & Safety																																																																						
Green	Green	Green	Green	Green	Green	Green	Green																																																																						
<table border="1"> <tr> <th>Strategic Objectives</th> <th>Performance Measures</th> <th>Performance Targets</th> </tr> </table>			Strategic Objectives	Performance Measures	Performance Targets	<table border="1"> <tr> <td>Green</td> <td>Green</td> <td>Green</td> <td>Green</td> <td>Green</td> <td>Green</td> <td>Green</td> <td>Green</td> <td></td> <td></td> <td></td> <td></td> <td></td> </tr> </table>										Green	Green	Green	Green	Green	Green	Green	Green																																																						
Strategic Objectives	Performance Measures	Performance Targets																																																																											
Green	Green	Green	Green	Green	Green	Green	Green																																																																						
<p>Objective A Establish Schedule Target</p> <table border="1"> <tr> <td>1</td> <td>Baseline Schedule Established</td> <td>Green = completed</td> </tr> </table>			1	Baseline Schedule Established	Green = completed	<table border="1"> <tr> <td>Green</td> <td>Green</td> <td>Green</td> <td>Green</td> <td>Green</td> <td>Green</td> <td>Green</td> <td>Green</td> <td></td> <td></td> <td></td> <td></td> <td></td> </tr> </table>										Green	Green	Green	Green	Green	Green	Green	Green																																																						
1	Baseline Schedule Established	Green = completed																																																																											
Green	Green	Green	Green	Green	Green	Green	Green																																																																						
<p>Objective B Planning, Permitting & Design Phases on Schedule (measured from baseline schedule)</p> <table border="1"> <tr> <td>2</td> <td>Design Contract Award</td> <td rowspan="7">Green = < 0 weeks impact Yellow = 0 - 4 weeks Red > 4 weeks</td> </tr> <tr> <td>3</td> <td>Schematic Design Completed</td> </tr> <tr> <td>4</td> <td>Design Development Completed</td> </tr> <tr> <td>5</td> <td>Construction Contract Documents</td> </tr> <tr> <td>6</td> <td>Land Use Permit Approved</td> </tr> <tr> <td>7</td> <td>Building Permit Approved</td> </tr> </table>			2	Design Contract Award	Green = < 0 weeks impact Yellow = 0 - 4 weeks Red > 4 weeks	3	Schematic Design Completed	4	Design Development Completed	5	Construction Contract Documents	6	Land Use Permit Approved	7	Building Permit Approved	<table border="1"> <tr> <td>Red</td> <td>Green</td> <td>Green</td> <td>Green</td> <td>Green</td> <td>Green</td> <td>Green</td> <td>Green</td> <td></td> <td></td> <td></td> <td></td> <td></td> </tr> <tr> <td>Red</td> <td></td> <td></td> <td></td> <td></td> <td></td> <td></td> <td></td> <td></td> <td></td> <td></td> <td></td> <td></td> </tr> <tr> <td>Red</td> <td></td> <td></td> <td></td> <td></td> <td></td> <td></td> <td></td> <td></td> <td></td> <td></td> <td></td> <td></td> </tr> <tr> <td>Red</td> <td></td> <td></td> <td></td> <td></td> <td></td> <td></td> <td></td> <td></td> <td></td> <td></td> <td></td> <td></td> </tr> </table>										Red	Green	Green	Green	Green	Green	Green	Green						Red													Red													Red												
2	Design Contract Award	Green = < 0 weeks impact Yellow = 0 - 4 weeks Red > 4 weeks																																																																											
3	Schematic Design Completed																																																																												
4	Design Development Completed																																																																												
5	Construction Contract Documents																																																																												
6	Land Use Permit Approved																																																																												
7	Building Permit Approved																																																																												
Red	Green		Green	Green	Green	Green	Green	Green																																																																					
Red																																																																													
Red																																																																													
Red																																																																													
<p>Objective C Construction on Schedule (measured from baseline sched)</p> <table border="1"> <tr> <td>8</td> <td>Construction Started</td> <td rowspan="3">Green = < 0 weeks impact Yellow = 0 - 4 weeks Red > 4 weeks</td> </tr> <tr> <td>9</td> <td>Substantial Completion</td> </tr> <tr> <td>10</td> <td>Final Completion</td> </tr> </table>			8	Construction Started	Green = < 0 weeks impact Yellow = 0 - 4 weeks Red > 4 weeks	9	Substantial Completion	10	Final Completion	<table border="1"> <tr> <td>Green</td> <td></td> <td></td> <td>Green</td> <td>Yellow</td> <td>Green</td> <td></td> <td>Green</td> <td></td> <td></td> <td></td> <td></td> <td></td> </tr> <tr> <td>Green</td> <td></td> <td></td> <td></td> <td></td> <td></td> <td></td> <td></td> <td></td> <td></td> <td></td> <td></td> <td></td> </tr> </table>										Green			Green	Yellow	Green		Green						Green																																												
8	Construction Started	Green = < 0 weeks impact Yellow = 0 - 4 weeks Red > 4 weeks																																																																											
9	Substantial Completion																																																																												
10	Final Completion																																																																												
Green			Green	Yellow	Green		Green																																																																						
Green																																																																													
<p>Objective D Meet Occupancy Schedule Target</p> <table border="1"> <tr> <td>11</td> <td>Occupancy On Schedule</td> <td>On target for school opening</td> </tr> </table>			11	Occupancy On Schedule	On target for school opening	<table border="1"> <tr> <td>Green</td> <td></td> <td>Green</td> <td>Green</td> <td>Green</td> <td>Green</td> <td>Green</td> <td>Green</td> <td></td> <td></td> <td></td> <td></td> <td></td> </tr> </table>										Green		Green	Green	Green	Green	Green	Green																																																						
11	Occupancy On Schedule	On target for school opening																																																																											
Green		Green	Green	Green	Green	Green	Green																																																																						
<p>Objective E Meet Turnover Schedule Target</p> <table border="1"> <tr> <td>12</td> <td>Turnover On Schedule</td> <td>Green = < 10 mo after open Yellow = 10-12 mo after open Red = > 12 mo after open</td> </tr> </table>			12	Turnover On Schedule	Green = < 10 mo after open Yellow = 10-12 mo after open Red = > 12 mo after open	<table border="1"> <tr> <td>Green</td> <td></td> <td></td> <td></td> <td></td> <td></td> <td></td> <td></td> <td></td> <td></td> <td></td> <td></td> <td></td> </tr> </table>										Green																																																													
12	Turnover On Schedule	Green = < 10 mo after open Yellow = 10-12 mo after open Red = > 12 mo after open																																																																											
Green																																																																													

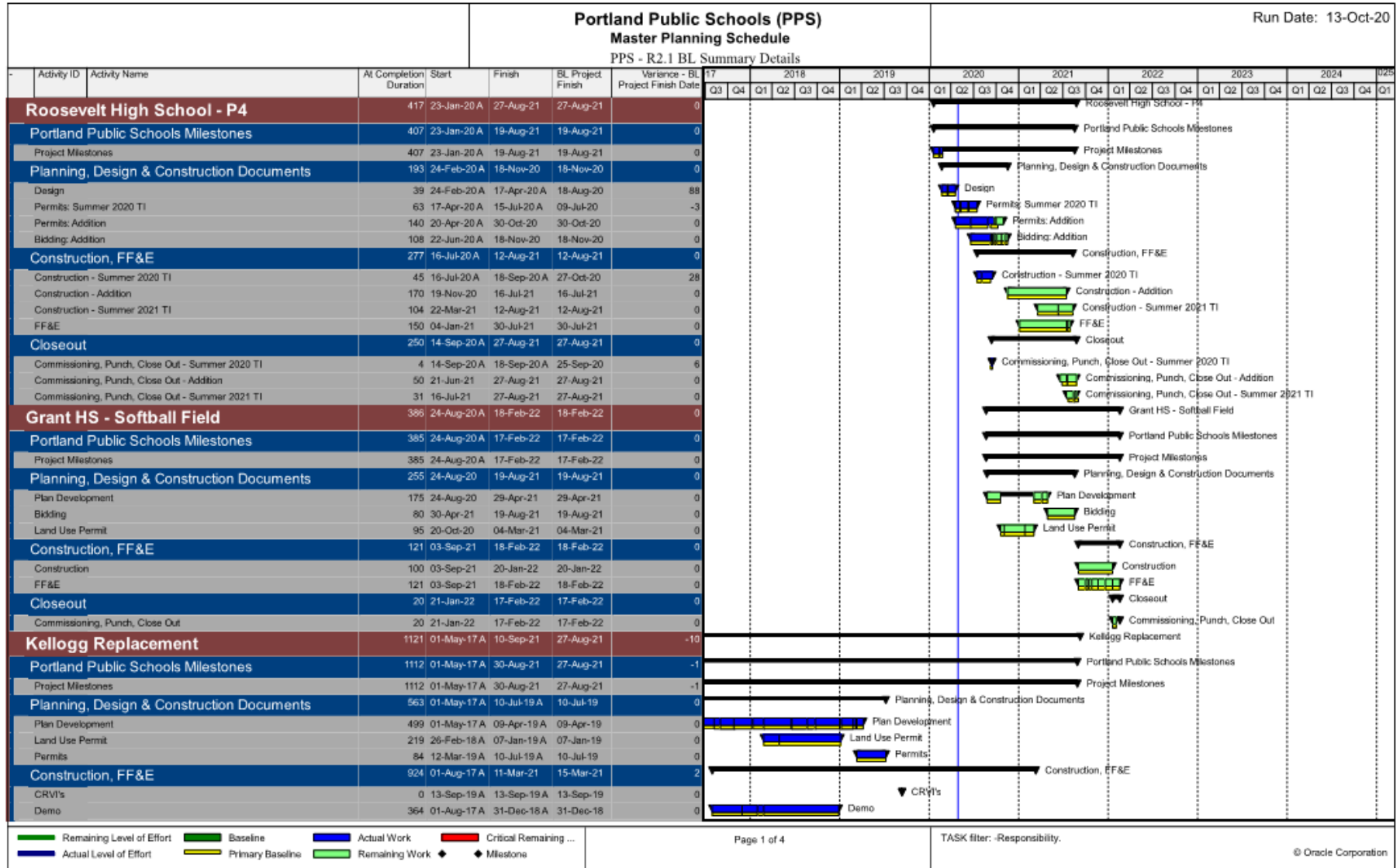


Schedule Updates – Summary

- ❑ **Roosevelt Ph IV** – No change since previous update.
- ❑ **Kellogg** – No change since previous update. Construction is in progress and continues to track towards the contract completion date.
- ❑ **Madison** – Construction is in progress and continues to track towards the contract completion date. The project continues to have labor impacts due to COVID-19. All weather days have been utilized to mitigate the Smoke/Fire impacts of September. Fortunately, the majority of exterior work is complete and remaining work is indoors and should be as affected by weather.
- ❑ **Lincoln** – Construction is in progress and continues to track toward the contract completion date. Permits for Ph2 construction are still being processed. No significant changes since last update.
- ❑ **Benson** – The Benson Modernization project is still in design and the construction schedule is being developed for all sites (Benson, MPG, Marshall, & Kenton). Design and permitting are tracking to the contract NTP date. PPS has shifted the construction schedule of BHS to start 1mo in the future, pushing all work out accordingly. The “Variance Finish Date” column is not an accurate representation of how the project is moving forward as schedules continue to be developed.
 - Benson - CD’s are being developed and the schedule has some added details since last update to more accurately track the design duration. The construction portion of the schedule is being detailed out and will continue to evolve over the next 9 months.
 - MPG – SD’s are being developed and the construction schedule will follow.
 - Marshall Swing Site – Ph1 Construction is substantially complete.
 - Kenton – Kenton is in the design phase and more detail will be added to the program schedule in the next update.
- ❑ **Roofing** – Sites are tracking with the exception of Ockley Green. Ockley Green has had some delays to the roofing schedule/construction that are being discussed between the District and contractor.
- ❑ **Security** – On track to be complete by the end of 2020 with the exclusion of some fencing work.



Schedule Updates – Modernization Projects





Schedule Updates – Modernization Projects

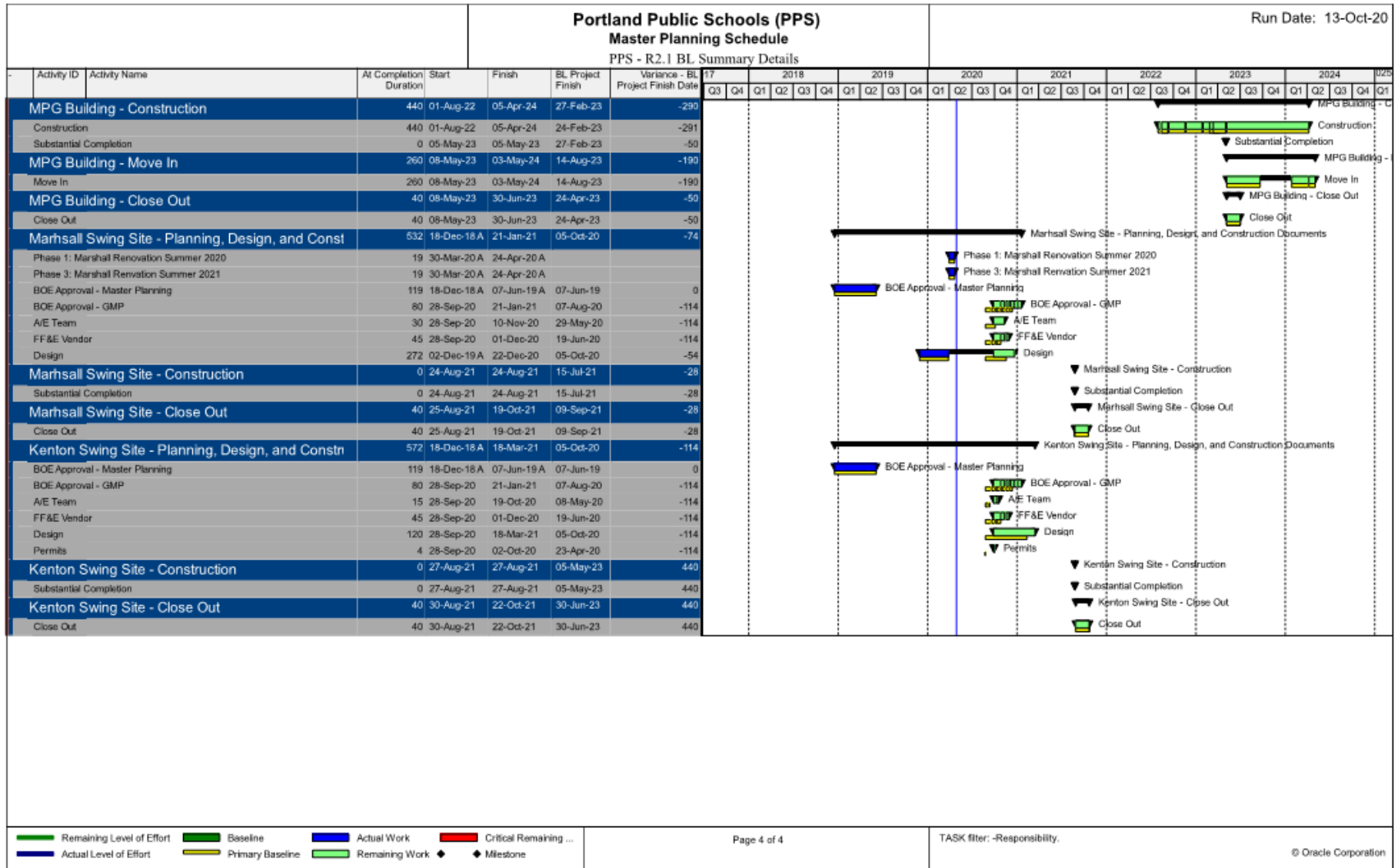
							Portland Public Schools (PPS) Master Planning Schedule PPS - R2.1 BL Summary Details												Run Date: 13-Oct-20																	
Activity ID	Activity Name	At Completion Duration	Start	Finish	BL Project Finish	Variance - BL Project Finish Date	17	2018				2019				2020				2021				2022				2023				2024				025
							Q3	Q4	Q1	Q2	Q3	Q4	Q1	Q2	Q3	Q4	Q1	Q2	Q3	Q4	Q1	Q2	Q3	Q4	Q1	Q2	Q3	Q4	Q1	Q2	Q3	Q4	Q1	Q2	Q3	Q4
Commissioning, Punch, Close Out - Ph1							81																													
Phase 2 - Construction, FF&E							284																													
Demo							31																													
Construction							233																													
Phase 2 FF&E							100																													
Phase 2 - Owner Move In							20																													
Staff Moves							20																													
Phase 2 - Close-out							73																													
Commissioning, Punch, Close Out - Ph2							73																													
Benson HS							2046	11-Oct-16 A				09-Sep-24				09-Sep-24																				
Milestones							1389	18-Dec-18 A				03-May-24				24-Aug-23																				
Project Milestones							1389	18-Dec-18 A				03-May-24				24-Aug-23																				
Benson - Planning, Design, and Construction Docu							1241	11-Oct-16 A				09-Aug-21				09-Aug-21																				
A/E Selection							22	11-Oct-16 A				10-Nov-16 A				10-Nov-16																				
BOE Approval - Master Planning							664	11-Nov-16 A				11-Jun-19 A				11-Jun-19																				
Ed Spec							508	11-Nov-16 A				28-Oct-18 A				28-Oct-18																				
CMGC - Alternative Procurement							32	03-Sep-18 A				19-Oct-18 A				19-Oct-18																				
BOE Approval - GMP							85	17-Nov-20				18-Mar-21				30-Dec-20																				
GC / CMGC							186	20-Oct-18 A				18-Jul-19 A				18-Jul-19																				
SD-DD Commissioning							49	01-Apr-19 A				10-Jun-19 A				10-Jun-19																				
DD-CD Commissioning							220	10-Jan-20 A				17-Nov-20				05-Jun-20																				
Special Inspections							11	28-May-19 A				12-Jun-19 A				12-Jun-19																				
Geotech							7	26-Jul-17 A				04-Aug-17 A				04-Aug-17																				
VE Workshop Consultant							53	15-Jan-19 A				01-Apr-19 A				01-Apr-19																				
FF&E Vendor							40	12-Jan-21				08-Mar-21				08-Mar-21																				
Design							220	28-Sep-20				05-Aug-21				05-Oct-20																				
Permits							156	31-Dec-20				09-Aug-21				09-Aug-21																				
Benson - Construction							751	21-Jun-21				06-May-24				01-Aug-24																				
Construction							751	21-Jun-21				06-May-24				01-Aug-24																				
Benson - Move In							282	11-Aug-23				09-Sep-24				09-Sep-24																				
Move In							282	11-Aug-23				09-Sep-24				09-Sep-24																				
Benson - Close Out							67	04-Mar-24				04-Jun-24				06-Jun-24																				
Close Out							67	04-Mar-24				04-Jun-24				06-Jun-24																				
MPG Building - Planning, Design, and Constructio							814	03-Jun-19 A				29-Jul-22				24-Jul-20																				
BOE Approval - Master Planning							352	03-Jun-19 A				19-Oct-20				08-May-20																				
BOE Approval - GMP							70	28-Sep-20				07-Jan-21				24-Jul-20																				
A/E Team							80	11-Apr-22				29-Jul-22				01-May-20																				
FF&E Vendor							80	11-Apr-22				29-Jul-22				26-Jun-20																				
Design							641	28-Oct-19 A				22-Apr-22				24-Apr-20																				
Permits							320	18-Jan-21				08-Apr-22				23-Apr-20																				

■ Remaining Level of Effort
 ■ Baseline
 ■ Actual Work
 ■ Critical Remaining ...
■ Actual Level of Effort
 ■ Primary Baseline
 ■ Remaining Work
 ◆ ◆ Milestone

Page 3 of 4 TASK filter: -Responsibility. © Oracle Corporation

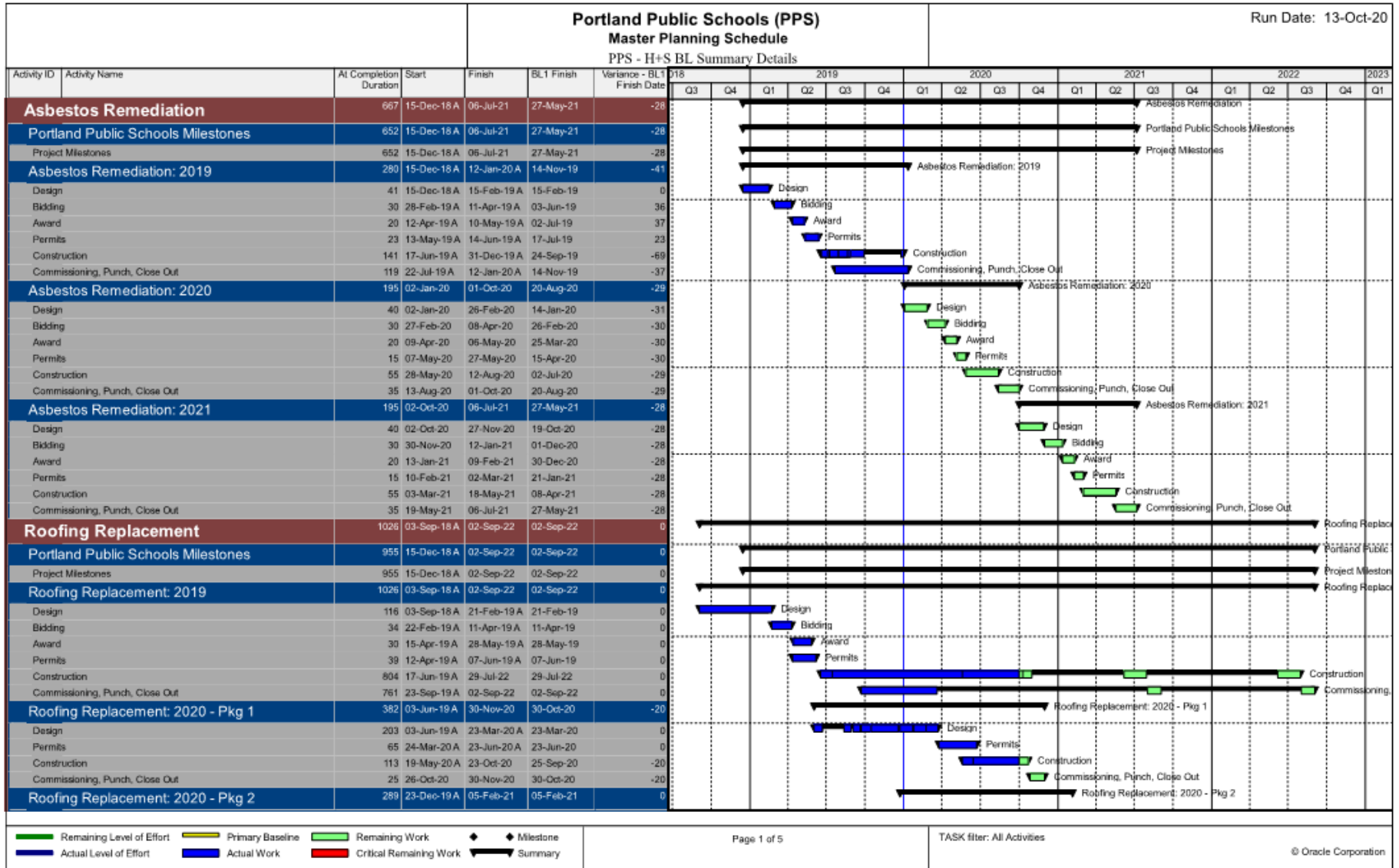


Schedule Updates – Modernization Projects





Schedule Updates – Health & Safety Projects





Schedule Updates – Health & Safety Projects

		Portland Public Schools (PPS) Master Planning Schedule PPS - H+S BL Summary Details						Run Date: 13-Oct-20																		
Activity ID	Activity Name	At Completion Duration	Start	Finish	BL1 Finish	Variance - BL1 Finish Date	2018				2019				2020				2021				2022	2023		
							Q3	Q4	Q1	Q2	Q3	Q4	Q1	Q2	Q3	Q4	Q1	Q2	Q3	Q4	Q1	Q2	Q3	Q4	Q1	
Design		142	23-Dec-19 A	10-Jul-20 A	10-Jul-20	0																				
Permits		94	02-Mar-20 A	10-Jul-20 A	10-Jul-20	0																				
Construction		113	23-Jul-20 A	31-Dec-20	31-Dec-20	0																				
Commissioning, Punch, Close Out		25	04-Jan-21	05-Feb-21	05-Feb-21	0																				
Fire Alarm		603	03-Sep-18 A	19-Jan-21	08-Feb-21	14																				
Portland Public Schools Milestones		532	15-Dec-18 A	19-Jan-21	08-Feb-21	14																				
Project Milestones		532	15-Dec-18 A	19-Jan-21	08-Feb-21	14																				
Fire Alarm: 2019 - Package 1		435	03-Sep-18 A	25-May-20 A	25-May-20	0																				
Design		100	03-Sep-18 A	30-Jan-19 A	30-Jan-19	0																				
Contractor Design		23	01-May-19 A	04-Jun-19 A	04-Jun-19	0																				
Bidding		23	12-Feb-19 A	14-Mar-19 A	14-Mar-19	0																				
Award		23	25-Mar-19 A	25-Apr-19 A	25-Apr-19	0																				
Permits		43	17-Jun-19 A	16-Aug-19 A	16-Aug-19	0																				
Construction		212	25-Jun-19 A	27-Apr-20 A	27-Apr-20	0																				
Commissioning, Punch, Close Out		199	12-Aug-19 A	25-May-20 A	25-May-20	0																				
Fire Alarm: 2019 - Package 2		462	03-Sep-18 A	01-Jul-20 A	01-Jul-20	0																				
Design		100	03-Sep-18 A	30-Jan-19 A	30-Jan-19	0																				
Contractor Design		41	01-May-19 A	28-Jun-19 A	28-Jun-19	0																				
Bidding		23	12-Feb-19 A	14-Mar-19 A	14-Mar-19	0																				
Award		23	25-Mar-19 A	25-Apr-19 A	25-Apr-19	0																				
Permits		43	17-Jun-19 A	16-Aug-19 A	16-Aug-19	0																				
Construction		148	17-Jun-19 A	20-Jan-20 A	20-Jan-20	0																				
Commissioning, Punch, Close Out		190	02-Oct-19 A	01-Jul-20 A	01-Jul-20	0																				
Fire Alarm: 2020 North - Package 1		293	14-Oct-19 A	04-Dec-20	04-Dec-20	0																				
Design		41	14-Oct-19 A	13-Dec-19 A	13-Dec-19	0																				
Bidding		25	17-Dec-19 A	23-Jan-20 A	23-Jan-20	0																				
Award		2	24-Jan-20 A	28-Jan-20 A	28-Jan-20	0																				
Permits		106	02-Mar-20 A	28-Jul-20 A	28-Jul-20	0																				
Construction		93	15-Jun-20 A	22-Oct-20	22-Oct-20	0																				
Commissioning, Punch, Close Out		78	17-Aug-20 A	04-Dec-20	04-Dec-20	0																				
Fire Alarm: 2020 North - Package 2		322	14-Oct-19 A	18-Jan-21	18-Jan-21	0																				
Design		59	14-Oct-19 A	10-Jan-20 A	10-Jan-20	0																				
Bidding		28	13-Jan-20 A	20-Feb-20 A	20-Feb-20	0																				
Award		0	21-Feb-20 A	21-Feb-20 A	21-Feb-20	0																				
Permits		152	02-Mar-20 A	01-Oct-20	01-Sep-20	-21																				
Construction		183	20-Mar-20 A	03-Dec-20	03-Dec-20	0																				
Commissioning, Punch, Close Out		142	29-Jun-20 A	18-Jan-21	18-Jan-21	0																				
Fire Alarm: 2020 South - Package 3		323	14-Oct-19 A	19-Jan-21	19-Jan-21	0																				
Design		59	14-Oct-19 A	10-Jan-20 A	10-Jan-20	0																				
Bidding		33	13-Jan-20 A	27-Feb-20 A	27-Feb-20	0																				
Award		0	28-Feb-20 A	28-Feb-20 A	28-Feb-20	0																				
Permits		101	02-Mar-20 A	21-Jul-20 A	21-Jul-20	0																				

■ Remaining Level of Effort
 ■ Primary Baseline
 ■ Remaining Work
 ■ Critical Remaining Work

■ Actual Level of Effort
 ■ Actual Work
 ◆ Milestone
 ▬ Summary

TASK filter: All Activities



Schedule Updates – Health & Safety Projects

Portland Public Schools (PPS) Master Planning Schedule PPS - H+S BL Summary Details						Run Date: 13-Oct-20
Activity ID	Activity Name	At Completion Duration	Start	Finish	BL1 Finish	Variance - BL1 Finish Date
Construction	Commissioning, Punch, Close Out	158	27-Apr-20 A	04-Dec-20	04-Dec-20	0
Construction	Commissioning, Punch, Close Out	143	29-Jun-20 A	19-Jan-21	19-Jan-21	0
Fire Alarm: 2020 South - Package 4		314	21-Oct-19 A	13-Jan-21	08-Feb-21	18
Design	Design	68	21-Oct-19 A	30-Jan-20 A	30-Jan-20	0
Bidding	Bidding	27	11-Feb-20 A	19-Mar-20 A	19-Mar-20	0
Award	Award	4	20-Mar-20 A	26-Mar-20 A	26-Mar-20	0
Permits	Permits	60	28-May-20 A	20-Aug-20 A	20-Aug-20	0
Construction	Construction	117	17-Jun-20 A	30-Nov-20	24-Dec-20	18
Construction	Commissioning, Punch, Close Out	65	12-Oct-20	13-Jan-21	08-Feb-21	18
Security Upgrades		451	03-Dec-18 A	24-Aug-20	19-Aug-20	-3
Portland Public Schools Milestones		440	03-Dec-18 A	24-Aug-20	19-Aug-20	-3
Project Milestones	Portland Public Schools Milestones	440	03-Dec-18 A	24-Aug-20	19-Aug-20	-3
Project Milestones	Project Milestones	442	03-Dec-18 A	11-Aug-20	04-Aug-20	-5
Security 2019: Pkg1 G1 - AK		442	03-Dec-18 A	11-Aug-20	04-Aug-20	-5
Design	Design	41	03-Dec-18 A	31-Jan-19 A	31-Jan-19	0
Bidding	Bidding	36	15-Feb-19 A	05-Apr-19 A	05-Apr-19	0
Award	Award	38	23-Apr-19 A	14-Jun-19 A	14-Jun-19	0
Permits	Permits	74	17-Jun-19 A	30-Sep-19 A	30-Sep-19	0
Buckman	Buckman	8	07-Oct-19 A	17-Oct-19 A	17-Oct-19	0
Alance & Meek	Alance & Meek	0	11-Oct-19 A	11-Oct-19 A	11-Oct-19	0
Benson	Benson	104	22-Oct-19 A	21-Apr-20 A	21-Apr-20	0
George	George	1	23-Oct-19 A	23-Oct-19 A	23-Oct-19	0
Harrison Park	Harrison Park	1	31-Oct-19 A	31-Oct-19 A	31-Oct-19	0
Arleta	Arleta	102	06-Jan-20 A	30-Jun-20 A	30-Jun-20	0
Beverly Cleary	Beverly Cleary	115	23-Jan-20 A	11-Aug-20	04-Aug-20	-4
Wilson	Wilson	106	07-Feb-20 A	06-Jul-20 A	06-Jul-20	0
Marshall	Marshall	82	12-Mar-20 A	06-Jul-20 A	06-Jul-20	0
Jefferson	Jefferson	92	06-Apr-20 A	11-Aug-20	04-Aug-20	-5
Security 2019: Pkg1 G2 - SG / CN		231	07-Oct-19 A	24-Aug-20	19-Aug-20	-3
Beaumont	Beaumont	8	07-Oct-19 A	17-Oct-19 A	17-Oct-19	0
Lent	Lent	7	22-Oct-19 A	31-Oct-19 A	31-Oct-19	0
Cleveland	Cleveland	23	02-Dec-19 A	08-Jan-20 A	08-Jan-20	0
Lincoln	Lincoln	104	12-Dec-19 A	11-Jun-20 A	11-Jun-20	0
King	King	93	03-Feb-20 A	11-Jun-20 A	11-Jun-20	0
M.L.C	M.L.C	108	03-Feb-20 A	02-Jul-20 A	02-Jul-20	0
Bridger	Bridger	111	10-Mar-20 A	11-Aug-20	04-Aug-20	-5
Irvington	Irvington	77	16-Mar-20 A	30-Jun-20 A	30-Jun-20	0
Franklin	Franklin	51	01-Apr-20 A	11-Jun-20 A	11-Jun-20	0
Grout	Grout	55	16-Apr-20 A	02-Jul-20 A	02-Jul-20	0
Astor	Astor	61	25-Mar-20 A	18-Jun-20 A	18-Jun-20	0
Hosford	Hosford	98	08-Apr-20 A	24-Aug-20	19-Aug-20	-3
Security 2019: Pkg1 G3 - JS		112	08-Mar-20 A	11-Aug-20	04-Aug-20	-5
Whitman	Whitman	76	09-Mar-20 A	23-Jun-20 A	23-Jun-20	0

█ Remaining Level of Effort
█ Primary Baseline
█ Remaining Work
█ Critical Remaining Work
█ Actual Level of Effort
█ Actual Work



Schedule Updates – Health & Safety Projects

Portland Public Schools (PPS) Master Planning Schedule PPS - H+S BL Summary Details							Run Date: 13-Oct-20																			
Activity ID	Activity Name	At Completion Duration	Start	Finish	BL1 Finish	Variance - BL1 Finish Date	Timeline																			
							Q3	Q4	2019		2020				2021				2022				2023			
Cesar Chavez		50	02-Apr-20 A	11-Jun-20 A	11-Jun-20	0																				
Kelly		75	18-Mar-20 A	01-Jul-20 A	01-Jul-20	0																				
Oakley Green		86	14-Apr-20 A	11-Aug-20	04-Aug-20	-5																				
Security 2019: Pkg2 G1 - CN / SG																										
Sunnyside		12	31-Oct-19 A	20-Nov-19 A	20-Nov-19	0																				
Green Thumb		9	23-Dec-19 A	06-Jan-20 A	06-Jan-20	0																				
Llewellyn		126	07-Jan-20 A	30-Jun-20 A	30-Jun-20	0																				
Da Vinci		108	05-Feb-20 A	11-Aug-20	04-Aug-20	-4																				
Chief Joseph		121	25-Feb-20 A	11-Aug-20	04-Aug-20	-5																				
Creston		85	09-Mar-20 A	06-Jul-20 A	06-Jul-20	0																				
Claredon		80	12-Mar-20 A	02-Jul-20 A	02-Jul-20	0																				
Gray		103	16-Mar-20 A	06-Aug-20 A	04-Aug-20	-1																				
Laurelhurst		56	25-Mar-20 A	11-Jun-20 A	11-Jun-20	0																				
James John		47	07-Apr-20 A	11-Jun-20 A	11-Jun-20	0																				
Sellwood		43	15-Apr-20 A	15-Jun-20 A	15-Jun-20	0																				
Roosevelt		54	13-Apr-20 A	26-Jun-20 A	26-Jun-20	0																				
Hayhurst		142	04-Feb-20 A	19-Aug-20	19-Aug-20	0																				
Security 2019: Pkg2 G2 - MR																										
Chapman		18	11-Nov-19 A	10-Dec-19 A	10-Dec-19	0																				
Beach		107	10-Dec-19 A	15-Jun-20 A	15-Jun-20	0																				
Atkinson		114	15-Jan-20 A	23-Jun-20 A	23-Jun-20	0																				
Siton		102	03-Feb-20 A	24-Jun-20 A	24-Jun-20	0																				
Abernethy		121	25-Feb-20 A	11-Aug-20	04-Aug-20	-5																				
Youngson-Holladay		111	10-Mar-20 A	11-Aug-20	04-Aug-20	-5																				
Clark CRESC		91	17-Mar-20 A	22-Jul-20 A	22-Jul-20	0																				
Boise-Eliot		102	23-Mar-20 A	11-Aug-20	04-Aug-20	-5																				
Rice		61	07-Apr-20 A	30-Jun-20 A	30-Jun-20	0																				
Woodlawn		48	20-Apr-20 A	25-Jun-20 A	25-Jun-20	0																				
Applegate		136	04-Feb-20 A	11-Aug-20	04-Aug-20	-5																				
Jason Lee		103	06-Feb-20 A	30-Jun-20 A	30-Jun-20	0																				
Security 2019: Pkg2 G3 - JS / SG / CN																										
Lane		56	21-Apr-20 A	08-Jul-20 A	08-Jul-20	0																				
Winterhaven		119	27-Feb-20 A	11-Aug-20	04-Aug-20	-5																				
Lewis		109	04-Feb-20 A	05-Jul-20 A	05-Jul-20	0																				
Security 2019: Pkg2 G4 - SG																										
Rigler		92	04-Feb-20 A	11-Jun-20 A	11-Jun-20	0																				
Skyline		121	04-Feb-20 A	22-Jul-20 A	22-Jul-20	0																				
Dunwoody		136	04-Feb-20 A	11-Aug-20	04-Aug-20	-5																				
Water Program																										
Portland Public Schools Milestones																										
Project Milestones																										
Pre-Pilot Project																										

■ Remaining Level of Effort
 ■ Primary Baseline
 ■ Remaining Work
 ◆ Milestone
■ Actual Level of Effort
 ■ Actual Work
 ■ Critical Remaining Work
 ▼ Summary



Schedule Updates – Health & Safety Projects

							Portland Public Schools (PPS) Master Planning Schedule PPS - H+S BL Summary Details		Run Date: 13-Oct-20																		
Activity ID	Activity Name	At Completion Duration	Start	Finish	BL1 Finish	Variance - BL1 Finish Date	2018	2019				2020				2021				2022				2023			
							Q3	Q4	Q1	Q2	Q3	Q4	Q1	Q2	Q3	Q4	Q1	Q2	Q3	Q4	Q1	Q2	Q3	Q4	Q1		
Design		25	04-Feb-19 A	08-Mar-19 A	08-Mar-19	0			Design																		
Bidding		12	13-Mar-19 A	28-Mar-19 A	28-Mar-19	0			Bidding																		
Award		5	29-Mar-19 A	04-Apr-19 A	04-Apr-19	0			Award																		
Construction		18	05-Apr-19 A	30-Apr-19 A	30-Apr-19	0			Construction																		
Commissioning, Punch, Close Out		35	01-May-19 A	19-Jun-19 A	19-Jun-19	0			Commissioning, Punch, Close Out																		
Fixture Repair Package-1		88	12-Mar-19 A	15-Jul-19 A	15-Jul-19	0			Fixture Repair Package-1																		
Bidding		33	12-Mar-19 A	25-Apr-19 A	25-Apr-19	0			Bidding																		
Award		5	26-Apr-19 A	02-May-19 A	02-May-19	0			Award																		
Construction		7	03-May-19 A	13-May-19 A	13-May-19	0			Construction																		
Commissioning, Punch, Close Out		25	10-Jun-19 A	15-Jul-19 A	15-Jul-19	0			Commissioning, Punch, Close Out																		
Fixture Repair Package-2		88	12-Mar-19 A	15-Jul-19 A	15-Jul-19	0			Fixture Repair Package-2																		
Bidding		33	12-Mar-19 A	25-Apr-19 A	25-Apr-19	0			Bidding																		
Award		5	26-Apr-19 A	02-May-19 A	02-May-19	0			Award																		
Construction		7	03-May-19 A	13-May-19 A	13-May-19	0			Construction																		
Commissioning, Punch, Close Out		25	10-Jun-19 A	15-Jul-19 A	15-Jul-19	0			Commissioning, Punch, Close Out																		
Pilot Program		283	04-Mar-19 A	13-Apr-20	12-Mar-20	-22			Pilot Program																		
Design		56	04-Mar-19 A	20-May-19 A	20-May-19	0			Design																		
Bidding		14	22-May-19 A	11-Jun-19 A	11-Jun-19	0			Bidding																		
Award		7	14-Jun-19 A	24-Jun-19 A	24-Jun-19	0			Award																		
Construction		162	28-Jun-19 A	19-Feb-20	23-Jan-20	-19			Construction																		
Commissioning, Punch, Close Out		198	02-Jul-19 A	13-Apr-20	12-Mar-20	-22			Commissioning, Punch, Close Out																		
District Wide Implementation		432	14-Apr-20	14-Dec-21	12-Nov-21	-22			District Wide Implementation																		
Design		280	14-Apr-20	14-May-21	14-Apr-21	-22			Design																		
Bidding		272	09-Jun-20	29-Jun-21	28-May-21	-22			Bidding																		
Award		260	23-Jul-20	27-Jul-21	25-Jun-21	-22			Award																		
Construction		300	20-Aug-20	19-Oct-21	17-Sep-21	-22			Construction																		
Commissioning, Punch, Close Out		280	16-Nov-20	14-Dec-21	12-Nov-21	-22			Commissioning, Punch, Close Out																		

█ Remaining Level of Effort
 Primary Baseline
 █ Remaining Work
 ◆ ◆ Milestone
█ Actual Level of Effort
 █ Actual Work
 █ Critical Remaining Work
 ⇨ Summary



Operations

- Project Operational Closeouts**
 - First draft of Franklin HS alternative procurement post-completion analysis is under review.
 - Final closeout audit of Roosevelt is complete; contractor has accepted audit findings. Staff continue to work on contract and financial close-out. Post-completion analysis will be completed after CM/GC contract is financially closed.
- Audits**
 - Staff are making good progress on implementing important prior audit recommendations regarding document management and lessons learned.
 - The Year 3 performance audit will begin field investigations in late October.

Staffing

- Staffing**
 - PM1s (three positions): In final hiring steps.
 - Senior Manager, Business Operations: In final hiring steps.
 - eBuilder administrator: Interviewing.
 - Director of Construction: Interviewing.
 - Contracts analyst: Reviewing applicants.
- Contracted Program/Construction Management**
 - BOE approval will be requested to direct-contract existing CBRE | Heery CMs for 2017 Modernization projects through the end of those projects for continuity purposes.
 - On-call contracts remain available for construction management of H&S projects from four previously selected firms.
 - OSM will be issuing an RFP for program management consulting services separately.

Better Than / Worse Than Planned

- Better Than:**
 - Recruitments are receiving more well-qualified applicants than anticipated.
- Worse Than:**
 - It has taken longer to move forward on staff recruitments due to District-wide impacts of the pandemic.



Project Materials



Kellogg MS Replacement



Accomplishments

- Construction:** Exterior and interior building systems are complete on the Gym, Commons & Administrative Wing and significantly complete on the Learning Suites.
- M/E/P systems:** With power and data service to the building having been completed, major Mechanical/Electrical/Plumbing (M/E/P) systems are being finalized and started up for the first time as part of the building commissioning process.
- Equipment:** Equipment installation is significantly complete on the Stage, in the Gym, in the Kitchen, and in the Learning Suites.
- On-Site Work:** On-site work is significantly underway, including curbs and paving at parking lot, bus turnaround, and service drive, as well as site sidewalks and site walls.

Better Than / Worse Than Planned

- Better Than:** While typically a tricky process, the project team's close and continued coordination with utility companies has allowed power & data/telecom installation to be completed on or ahead of schedule.
- Better Than:** The contractor team has exceeded the project team's expectations in their craftsmanship as they prepare and reinstall material salvaged from the old Kellogg in the new building.
- Worse Than:** With brand new PPS Middle School Performing Arts standards, the process of fine-tuning the specification and installation of equipment for these spaces at Kellogg has been more difficult than anticipated.

Next Steps

- On-site work:** The north side of the site will continue to take shape, and clearing and grading for walking paths and the play field will be significantly underway.
- Solar PV:** The Gym roof solar PV infrastructure will be completed and the solar PV panels will be installed.
- Technology + FF&E:** District technology will arrive at the site for installation in the building, and furniture, fixtures, and equipment (FF&E) orders will be finalized for arrival in early 2021 when building construction has been completed.
- O&M:** O&M document list and material will be finalized for review by Owner and A/E teams.

Safety

- August Man Hours:** 17,016
- Man Hours to Date:** 115,546
- Reportable Accidents to Date:** 2 (*no new since last report*)
- OSHA Recordable Accidents:** 0
- Incident Rate:** 0



Kellogg MS Replacement



Aerial Photos / October, 2020



Kellogg MS Replacement



Learning Suites / October, 2020




Kellogg MS Replacement



Courtyard, Entry, Covered Play & North Site / October, 2020



Kellogg MS Replacement



Gym/Performing Arts & Commons / October, 2020



Kellogg MS Replacement



Learning Suites Stair & Extended Learning / October, 2020



View of Roof & Solar PV Array / October, 2020



Accomplishments

- Construction:**
 - Public Works Permit obtained
 - Paint and tile started in Sector E
 - Beacon curtain wall installed
 - New brick on theater
 - Working overtime to recover from COVID and wildfire shut downs

Next Steps

- Construction:**
 - Permanent power in early November
 - South field turf
 - Placing furniture order in December
 - Elevator installation October

Better Than / Worse Than Planned

- Better Than:**
 - Subcontractor commitment to schedule
 - Team collaboration
 - Commissioning agent involvement
 - Adapting to COVID environment
- Worse Than:**
 - Obtaining Public Works Permit
 - Late design changes
 - Numerous schedule impacts and all weather days have been utilized

Safety

- Man Hours to Date:** 413,121 as of October 8, 2020
- Reportable Accidents to Date:** 2 *(1 new since last report)*
- OSHA Recordable Incidents:** 2 *(1 new since last report)*
- Incident Rate:** 0.98



Madison HS Modernization



Aerial photo – October 8, 2020

October 2020



Madison HS Modernization



Aerial photo – October 8, 2020

October 2020



Madison HS Modernization



Aerial photo – October 8, 2020

October 2020



MADISON HIGH SCHOOL RISK CATEGORIES FOR CONTINGENCY USAGE										
Category	Projection June 2019		October 2019		January 2020		October 2020			
	Low	High	Identified Risks	Actual	Identified Risks	Actual	Identified Risks	Final Changes	Pending Changes	Risks + Pending
Design/Engineering	\$ 750,000	\$ 5,000,000	\$ 3,365,000	\$ 1,531,202	\$ 2,250,000	\$ 538,459	\$ 1,950,000	\$ 1,604,632	\$ 829,749	\$ 2,779,749
Existing Conditions	\$ 1,500,000	\$ 5,000,000	\$ 2,340,000	\$ 204,922	\$ 2,190,000	\$ 642,770	\$ 455,000	\$ 1,342,875	\$ 232,500	\$ 687,500
Jurisdictional	\$ 250,000	\$ 2,000,000	\$ 1,840,000	\$ -	\$ 1,640,000	\$ 1,513,334	\$ 325,000	\$ 2,891,901	\$ 430,500	\$ 755,500
Schedule	\$ 250,000	\$ 3,000,000	\$ 1,085,000	\$ 143,669	\$ 1,100,000	\$ 134,718	\$ 250,000	\$ 237,368	\$ -	\$ 250,000
Scope/Program	\$ 1,000,000	\$ 3,000,000	\$ 650,000	\$ -	\$ 625,000	\$ 457,814	\$ 700,000	\$ 267,809	\$ 1,218,331	\$ 1,918,331
Trade/Procurement	\$ 600,000	\$ 1,500,000	\$ 1,500,000	\$ -	\$ 1,550,000	\$ 298,496	\$ 1,050,000	\$ 1,174,682	\$ 342,980	\$ 1,392,980
Other	\$ -	\$ -	\$ 200,000	\$ -	\$ 1,150,000	\$ -	\$ -	\$ -	\$ -	\$ -
COVID							\$ -	\$ 229,798	\$ 240,851	\$ 240,851
TOTAL	\$ 4,350,000	\$ 19,500,000	\$ 10,980,000	\$ 1,879,793	\$ 10,505,000	\$ 3,585,591	\$ 4,730,000	\$ 7,749,065	\$ 3,294,911	\$ 8,024,911

	Original	Used to Date	Remaining
Contractor Contingency in GMP	\$ 5,831,520	\$ (2,430,360)	\$ 3,401,160
Owner Contingency in GMP	\$ 7,289,400	\$ (2,253,216)	\$ 5,036,184
Owner Contingency Outside GMP	\$ 6,983,240	\$ (2,667,717)	\$ 4,315,523
TOTAL PROJECT CONTINGENCY	\$ 20,104,160	\$ (7,351,293)	\$ 12,752,867

With \$12.75M in remaining project contingency and \$8.0M in pending change orders and identified risks, OSM is projecting up to \$4.75M could be utilized for unknown future issues

Notes:

1. The amount of the original owner contingency outside the GMP was corrected from previous versions of this chart because a projected budget infusion from ETO incentives was inadvertently excluded.
2. The value of actual owner contingency in the GMP used to date is \$5,088,907. \$3M was moved into the contract in Sept 2020 from the project contingency.



Mitigated Risks

- Abatement is complete
- All permits obtained
- Structure is topped out
- Permanent power scheduled for early November

Major Risks to be Addressed

- Schedule compression / trade stacking
- Buying back schedule float through overtime
- Building name change

Full Risk log is included separately.



Accomplishments

- Design:**
 - Construction administration and permit review ongoing
 - Phase 2 design work for Teen Parent Center and Field Storage.
- Construction:**
 - Slab on grade is 90% complete.
 - Concrete tilt panel erection of auditorium shell complete.
 - Structural steel and CMU start in September.

Next Steps

- Permits:**
 - Permit 2 review in 5th round of comments. Approval expected by end of October.
 - Storm Water and Public Works permits still in review.
- Student Engagement:**
 - Construction Management Class
 - Art/Artifacts/School Identity/Interior Signage
 - Bora Equity Team/Critical Race Theory and Spatial Design
 - Artist Mural Project with RACC

Better Than / Worse Than Planned

- Better Than:**
 - Concrete tilt panels.
 - Structural steel erection.
 - Deep footings, piers and pilings.
- Worse Than:**
 - Building permit and Public Works permit.
 - Precast concrete detailing with fabricator.

Safety

- Worker Hours to Date:** 51,074 as of August 31, 2020.
- Reportable Accidents to Date:** 0
- OSHA Recordable Incidents:** 0
- Incident Rate:** 0.00
- Average # of Workers On Site:** 33



Lincoln HS Replacement



Aerial photo – Oct. 9, 2020

October 2020



Lincoln HS Replacement



Site photo – Oct. 14, 2020

October 2020



Steel column with Sideplate connection.



Tilt Panels of the auditorium shell.



Accomplishments

- 100% Design Development (DD):** package issued
- SHPO:**
 - Clearance Form submitted
 - Determination of Effect received
- Pre-construction work:**
 - Summer 2020 investigations for design coordination
 - Historic wall restoration
 - Start of building cleanout
- Stakeholders:**
 - Design review
 - Addition of VP of Construction to Benson administration
- GMP Development:**
 - Owner's Project Requirements (OPR) development

Next Steps

- 100% DD Construction** estimates
- 50% Construction Document (CD)** package
- Permits:** Demolition permit submission
- HLC Type II:** Submitting design details and modifications for front entry lighting, fence & gate, Bldg H wall & G2 wall.
- State Historic Preservation Office (SHPO):** SHPO Memorandum of Agreement & mitigation
- Parks NPUP:** review & coordination for proposed Buckman Field connections
- Community Engagement:** DAG November project update

Better Than / Worse Than Planned

- Better Than:**
 - Multi-layer paint removal at main building historic wall & subsequent condition of brick
 - Design review meetings via online google meetings
 - Information gained from on site building investigation
- Worse Than:**
 - Covid impacts and delays on building cleanout, including CTE Equipment planning & consolidation
 - Design complexity of the historic renovation and technical CTE shop design
 - Multiple swing site coordination



SUMMER WORK UPDATE

- + Blue paint removal at east elevation of main building complete, where new social courtyard will be located
- + Completion of structural tests and other due-diligence
- + Information assisting design team and CMGC for existing conditions understanding and sharpening pencils on risks, contingencies and allowances





Benson HS Modernization



DESIGN DEVELOPMENT



bassetti
architects



DESIGN DEVELOPMENT



October 2020



Benson HS Modernization



DESIGN DEVELOPMENT



bassetti
architects



DESIGN DEVELOPMENT





DESIGN DEVELOPMENT





Accomplishments

- Student Engagement:**
 - Design team developing opportunity with Your Street / Your Voice, program to empower students through design and urban planning
- Design**
 - Sustainability charrette completed August 2020
 - Team completed Mass Timber workshops in August
- Community Engagement**
 - Completed DAG meetings #8, October 7, 2020
- Budget**
 - Design and Construction teams working to align Master Plan with Andersen estimates

Next Steps

- Design:** Bassetti is working to simplify building exterior and align building shell with parking below
- Stakeholder Engagement:**
 - Working with MPG to confirm capacity studies and Kenton Planning
 - Working with MPG staff to facilitate building clean out and move activities
- Site development:** Due to site constraints defined by PBOT and existing trees, Master plan is being revised
- Team exploring multiple construction methods;** Mass Timber construction is one option consideration; supports sustainability and trauma informed design goals

Better Than / Worse Than Planned

- Better Than:**
 - Opportunities to achieve aggressive sustainability goals
 - Stakeholder feedback and involvement with the process
 - Collaboration of design and construction teams to achieve project goals
- Worse Than:**
 - PBOT feedback that no vehicular access is permitted on NE 16th
 - Initial cost estimates from Andersen based on Master Plan

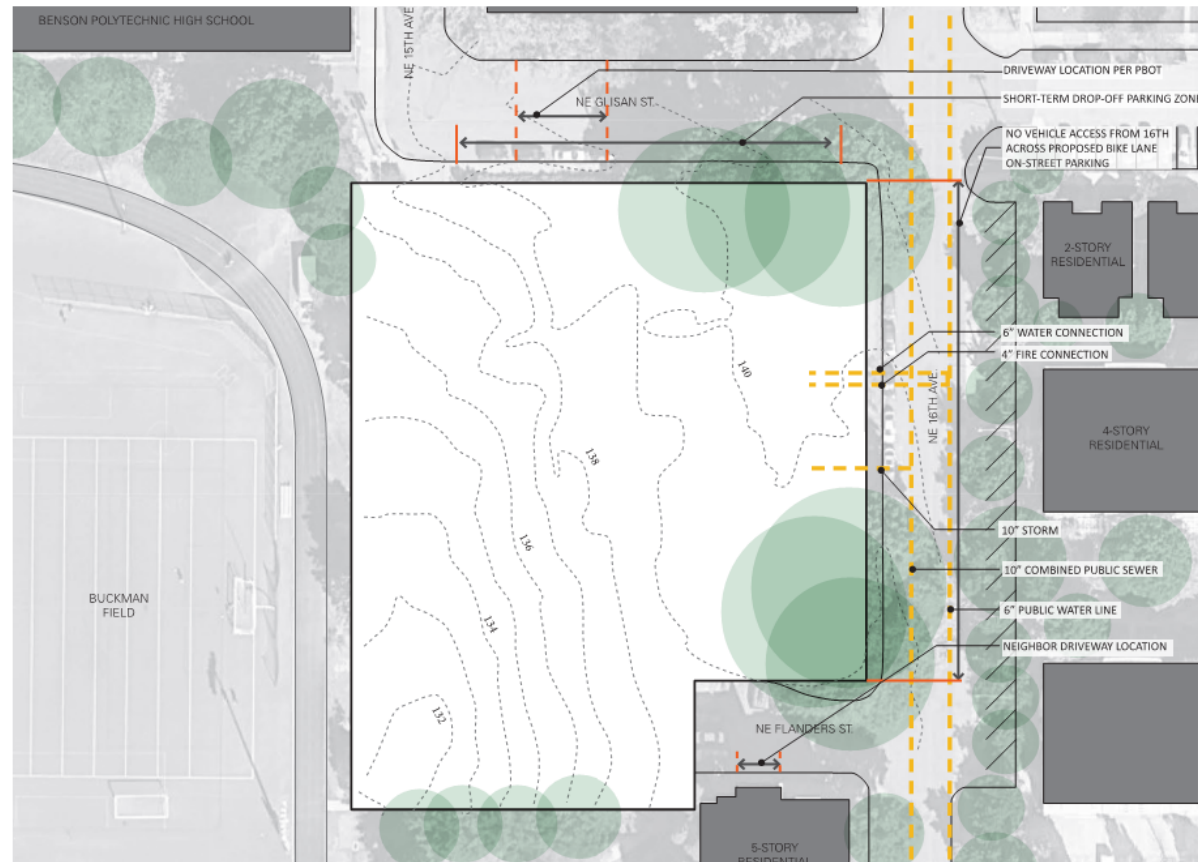


SCHEMATIC DESIGN

MASTERPLAN UPDATE / PHYSICAL CONSTRAINTS

SITE CONSTRAINTS:

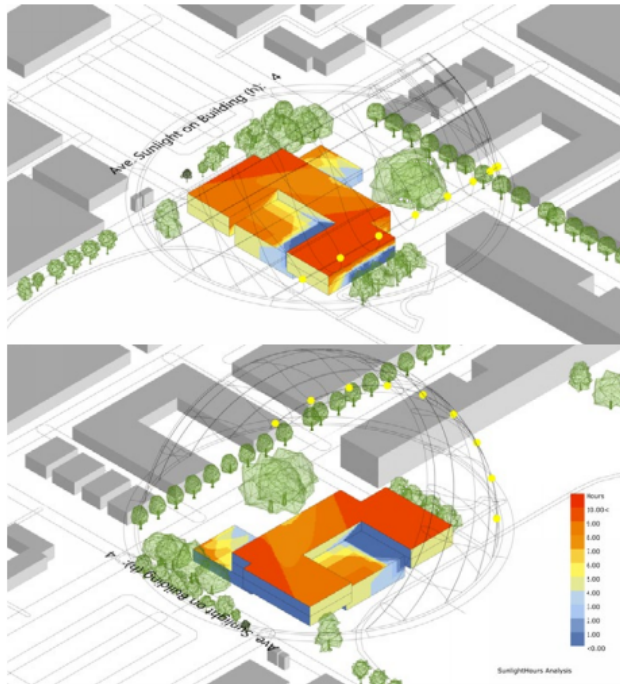
- + Driveway location mid-block at NE Glisan per Portland Bureau of Transportation (PBOT)
- + Short-term drop-off parking zone along NE Glisan okay
- + No vehicle access from NE 16th across proposed bike lane per PBOT
- + Public utilities run down NE 16th
- + Water, fire, stormwater connections are located off NE 16th
- + Neighbor driveway - south edge of Flanders





SCHEMATIC DESIGN

PROJECT UPDATE / SUSTAINABILITY CHARRETTE



PRIORITIES:

- + **LEED Gold Target, Energy Use Intensity (EUI) Goal: 27, Low or zero use of fossil fuels**
- + Integrating curriculum, teaching, and learning with the building design.
- + Connecting to Nature.
- + Stormwater - Vegetative planters and planted roofs are an opportunity to integrate with the Connecting to Nature goal.
- + Incorporating the history and ecology of the building site - engage with tribal representatives and educators
- + Low-embodied carbon approach.
- + Energy efficiency.
- + Water savings - may be a challenge with all-gender toileting approach.
- + Resiliency - preparing the building for immediate occupancy after a major seismic event.
- + Commissioning, aligned with PPS goals and with the Enhanced Commissioning



Accomplishments

- Marshall:**
 - **Permits:**
 - Application process complete.
 - Finalized nonconforming upgrades (NCU) scope
 - **CTE Shop Building:** Size reduction and building system cost cutting to align with budget
 - **Tenant Improvement (TI):**
 - Phase I complete
 - Reduced TI scope to reduce cost & meet schedule constraints
- Kenton:**
 - **Scope:** Re-roof scope removed due to positive condition assessment
 - **Schedule:**
 - Continue coordination with De La Salle HS to manage building transition
 - PPS IT backbone work to begin fall 2020

Next Steps

- Marshall**
 - **TI work:** continuing during distance learning
 - **CTE building:**
 - Permitting
 - Construction procurement (design/bid/build)
- Kenton:**
 - **Schedule:** Confirm design and permitting schedule
 - **Construction:**
 - Coordinate with PPS departments for specific scopes of work
 - Tree removal
 - Bus parking

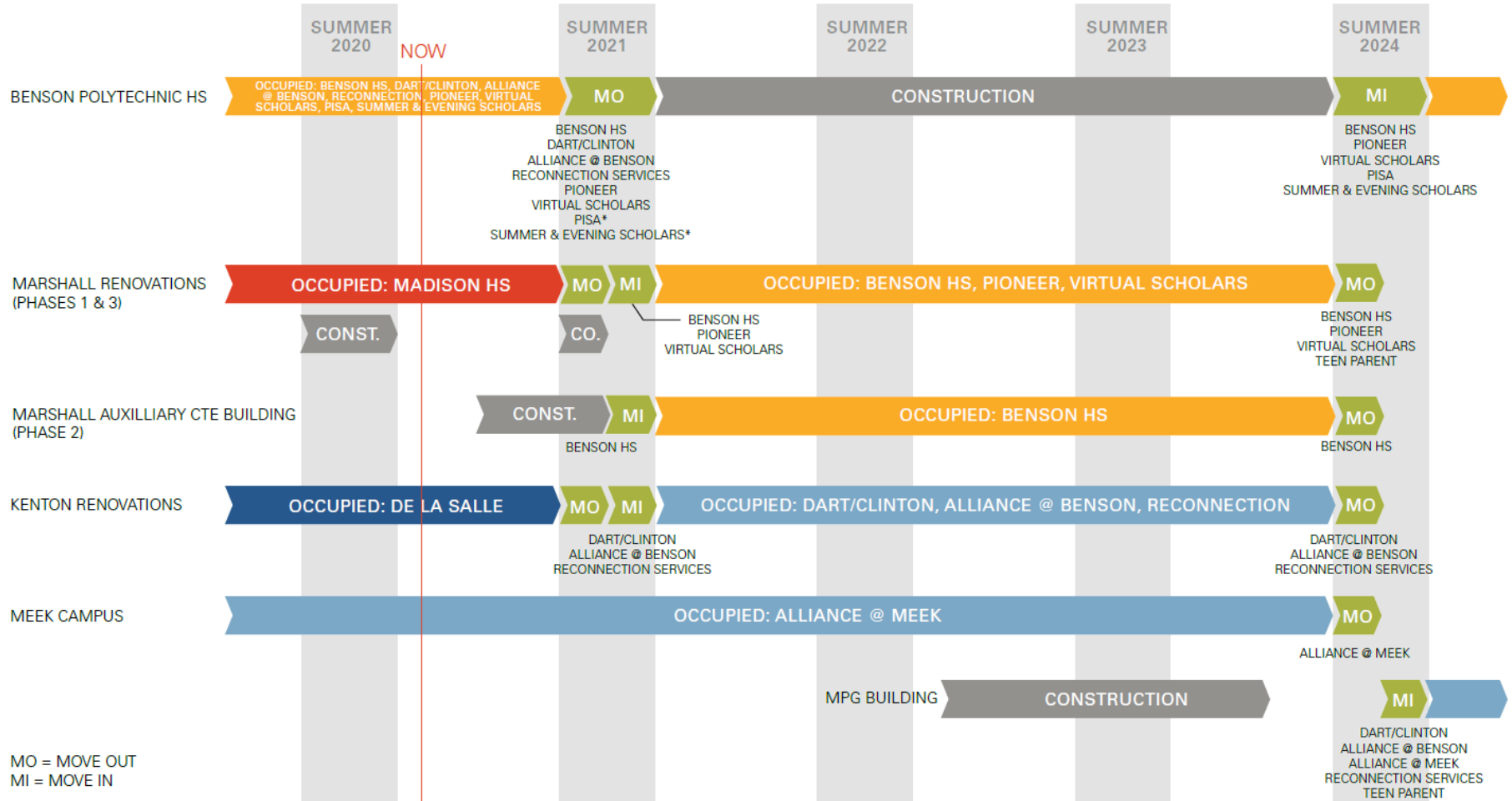
Better Than / Worse Than Planned

- Better Than:**
 - NCU scope primary focus on covered bike parking
 - Marshall TI work went well
 - VE/cost cutting process for CTE Shop building
- Worse Than:**
 - Marshall CTE shop building permitting timeline may cause delays & risks for move in
 - Tying mechanical equipment to Marshall roof structure to meet seismic requirements has caused issues



UPCOMING BENSON CAMPUS MOVES

BENSON SWING SITES PHASING PLAN





MARSHALL SWING SITE VE UPDATE

ADDITIONAL VE BASED ON CMGC ESTIMATE AND TRADE PARTNER COORDINATION

- + Switch from "anti-climb" fencing to "hard to climb" fencing, delegate design
- + Delete ADA door operator
- + Cheaper overhead doors, manual operation, minimal glass
- + Change water heater from gas to electric
- + Eliminate duct heaters at furnaces (will reduce lifespan)
- + Reduce to one drywell
- + No painting at PEMB structure
- + 5psf loading at PEMB instead of 10 psf
- + Roofing - clip-rib standing seam in lieu of mechanical seam
- + Windows - single layer wall-lite instead of kalwall
- + No WRB layer at PEMB wall
- + No polished floor at restrooms, hard trowel only
- + Delete curtain at computer area in construction
- + Delete hand dryers, switch to paper towel dispensers
- + Use salvage lighting
- + Use salvage AV carts, projection screens, marker boards
- + Single floor drain outside of restrooms instead of FD in each restroom
- + Reduced card readers and cameras to two locations
- + Removal of air conditioning except for IT room, use of local fans in shops

BID ALTERNATES INCLUDED IN DOCUMENTS

- + Skylights
- + Wall between auto shops
- + Cooling in Freshman Auto Classroom



Accomplishments

- Construction:**
 - NTP issued mid May 2020.
 - Mock-up completed.
 - 100% of rehabilitated windows reinstalled and punch work completed at 178 windows.
 - Substantial Completion on August 24, 2020.

Next Steps

- SHPO:**
 - RHS Modernization MOA was amended to extend timeline to the end of 2022 and added mitigation for Window Rehabilitation project.
 - Agreed-upon mitigation for Window Rehabilitation project will be PPS window rehabilitation manual that documents common conditions and rehabilitation techniques.
- Construction:** Complete.

Better Than / Worse Than Planned

- Better Than:**
 - Project completed 2 months early, minimizing impact to building users.
 - Reports from building users has been that the rehabilitated windows with replaced glass has reduced the heat gain from the exterior.
- Worse Than:**
 - Numerous lessons learned on the technical nuances of rehabilitating historic windows. Many of these items will be captured in a PPS window rehabilitation manual.

Safety

- Man Hours to Date: 1,901.25**
- Reportable Accidents to Date: 0**
- OSHA Recordable Accidents: 0**
- Incident Rate: 0%**



Accomplishments

- Early TI Scope:** Concluding building permit final approval and closing out contract.
- Design:**
 - City permit review comments addressed
 - Changed restroom from separated Boys/Girls restroom to an all users type restroom
- Permits:**
 - Initial permit review comments received from the City and responses submitted.
- Construction:**
 - RFP issued - received 12 proposals; proposal review & evaluation in process

Next Steps

- Permits:**
 - Expecting permit by early November
- Construction:**
 - RFP review and evaluation to be completed by end of the month
 - Board review and approval of construction contract by November 17th
 - Construction NTP after Board approval

Better Than / Worse Than Planned

- Better Than:**
 - Received more proposals than anticipated for RFP
- Worse Than:**
 - Title 11-related permit requirement of additional trees to be planted and requirement of an Occupied Safety Plan from the contractor

Safety

- Man Hours to Date: 0**
- Reportable Accidents to Date: 0**
- OSHA Recordable Accidents: 0**
- Incident Rate: 0**



Close Out Activities

- Warranty and Punch List:**
 - Area of site concrete to be replaced, due to ADA compliance issue.
 - All other warranty and punch list items are closed.
- Contract Close-Out:**
 - Final GMP contract negotiations are complete
 - Final change orders are in review.
- Construction Audit:** PPS construction auditor starting to finalize audit.
- Budget:**
 - CM/GC contract is on budget.
 - Project budget continues to be reviewed to allow for funding Requested Projects if possible.

F/U Projects

- Confirmed Projects:**
 - Gym Lighting: Contract awarded and new lights ordered; installation scheduled for end of October.
 - Interior Batting Cages: Complete.
- Requested Projects:**
 - Improved ventilation for kiln room.
 - Improved cooling for computer room.
 - Band room instrument storage.
 - Added drainage at choir room balcony.
 - Additional CCTV cameras and move CCTV cameras.
 - Boiler exhaust extensions.

Better Than / Worse Than Planned

- Better Than:**
 - Batting cage installation went well and works great.
- Worse Than:**
 - Contactor has not yet finished site concrete rework for ADA.



Accomplishments

- Master Plan:** Approved February 2020.
- Community Engagement:**
 - Project update livestreamed and stored on YouTube
 - Community members added to DAG to help address neighborhood concerns
 - DAG #8 held on October 8, 2020
- Stakeholder Engagement:**
 - Successful partnership with Portland Parks and Recreation
- Land Use:**
 - Early application meeting 10/13/20
- Project Team:** Sunny Rose added to the Project as CM

Next Steps

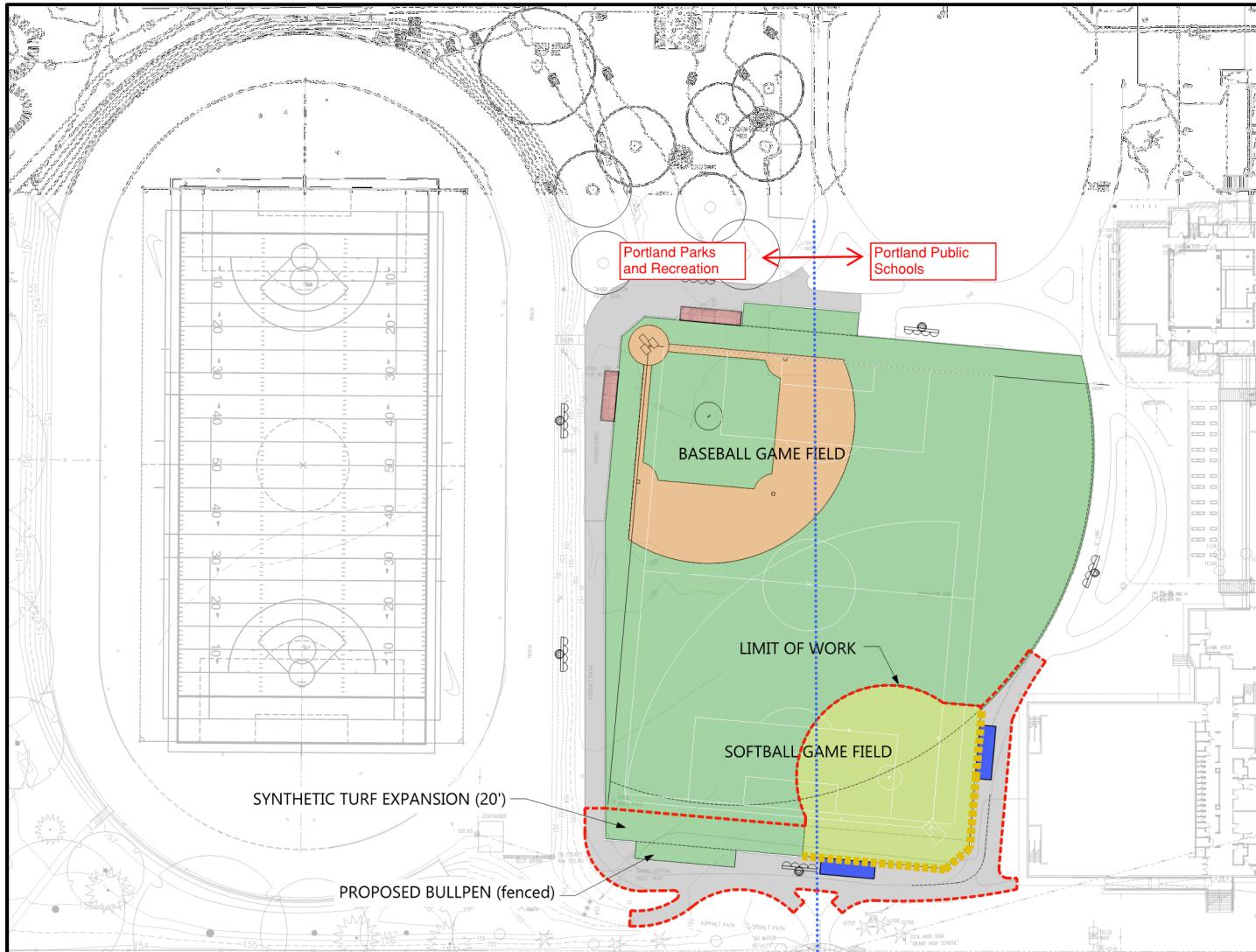
- Design:**
 - SD/DD package completion mid October.
 - Review field netting scope/design.
- Permits:**
 - Type III Land Use submission to be complete by October 31, 2020.
- Construction:**
 - Develop ITB for General Contractor (project is design-bid-build)

Better Than / Worse Than Planned

- Better Than:**
 - Neighborhood feedback from livestreamed presentation on September 30, 2020
 - DAG provided a lot of detail to design team in meeting on October 7, 2020
 - Scoreboards can be integrated with field lighting to minimize foundation work.
- Worse Than:**
 - Potential costs for field netting were higher than expected, scope definition in progress. Costs not anticipated in Master Planning estimate.
 - Grade changes made evident by extending the field south creates challenges in bleacher area behind backstop.



Schematic Design





Overview To Date

Roofs:

- Complete:**
 - King
 - Bev Cleary – Fernwood
 - Tubman
 - Holladay Center
 - Rose City Park
 - Rigler
 - Sitton
 - Chapman
 - Kelly
 - Mt. Tabor
 - Hayhurst
- Ongoing (2020):**
 - Jackson
 - Harrison Park
 - Ockley Green
 - Woodlawn
- Future:**
 - Duniway
 - MLC
 - Rieke

ADA:

- Complete - Improvements:**
 - King
 - Beverly Cleary – Fernwood
 - Tubman
 - Lewis
 - Rose City Park
 - Rigler
 - Kelly
 - Mt. Tabor
 - Jackson
- Complete - Elevators:**
 - King
 - Rose City Park
- Ongoing - Elevators:**
 - Rigler
- Ongoing - Ramps, restrooms, railings:**
 - Harrison Park
 - Ockley Green
 - Woodlawn

Fire Alarm/Fire Sprinklers:

- Complete - Sprinklers:**
 - King
 - Bev Cleary – Fernwood
 - Lewis
 - Jefferson
 - Rigler
- Complete - Fire Alarms:**

▪ King	▪ MLC
▪ Rigler	▪ Vernon
▪ Maplewood	▪ Atkinson
▪ Ainsworth Annex	▪ Grout
▪ West Sylvan	▪ Harrison Park
▪ Green Thumb	
▪ Lee	
▪ Da Vinci	
▪ Bev Cleary – Fernwood	
▪ Forest Park	
▪ Astor	
▪ Kenton	
- Ongoing – Fire Alarms:**

▪ Beaumont	▪ Stephenson
▪ Meek	▪ Lent
▪ Sabin	▪ Markham
▪ Laurelhurst	▪ Richmond
▪ Robert Gray	



Accomplishments

- 2020 Roofs completed:**
 - Chapman re-roof (4671)
 - Kelly (5319)
 - Mt Tabor (5320)
 - Hayhurst Seismic Retrofit Phase 2 (5028)
- 2020 Roofs ongoing:**
 - Harrison Park (5321) scheduled completion 10/27/20
 - Ockley Green (5322) scheduled completion 10/26/20
 - Woodlawn (5323) scheduled completion 10/27/20
- 2021 Roofs/Seismic:**
 - Currently negotiating contracts for A/E services for Dunningway, MLC, and Rieke Re-roofs, and Lent SRGP upgrades.

Next Steps

- 2020 Roofs**
 - Completed projects to be closed out and reconciled as soon as possible
 - Projects under construction to be completed as soon as possible (late October)
- 2021 Projects**
 - Start design for Dunningway, MLC, and Rieke re-roofs
 - Start design for Lent SRGP project

Better Than / Worse Than Planned

- Better Than:**
 - Chapman Elementary welcomed thousands of Vaux Swifts back to the newly upgraded (and seismically strengthened) chimney. Working with the Audubon Society was a very collaborative experience.
 - Most roofing projects are complete with all but a few long lead items such as skylights and rooftop mechanical equipment.
- Worse Than:**
 - There have been water intrusion events at the Ockley Green Roof project due to late season construction. OSM is addressing with outside cleaning contractors and the general contractor.



Accomplishments

- Complete**
 - Door hardware and railings at Jackson (5030)
 - Restrooms, ramps, and entrance improvements:
 - Kelly (5319)
 - Mt Tabor (5320)

Next Steps

- 2020 Projects:**
 - Elevator at Rigler (5029)
 - Elevator will be complete by 11/2/20
 - Restrooms and hand railings:
 - Harrison Park (5321) complete by 11/2/20
 - Ockley Green (5322) complete by 11/2/20
 - Woodlawn (5323) complete by 11/2/20
- Potential 2021 Projects:**
 - Assess remaining funding and potential needs at 2021 sites for ADA improvements

Better Than / Worse Than Planned

- Better Than:**
 - Door hardware and ADA improvements at Jackson were installed without issue and are well received by school.
- Worse Than:**
 - Wildfires delayed start of elevator cab and equipment install at Rigler by two weeks due to material shipping delays. Work is currently ongoing and will be complete by 11/2/20.



Accomplishments

- Fire Alarm Group 1 North 5211**
 - Beaumont (see Next Steps)
 - Beverly Cleary Fernwood (complete)
 - Forest Park (complete)
 - Meek (see Next Steps)
 - Sabin (see Next Steps)
- Fire Alarm Group 2 North 5212**
 - Astor (complete)
 - Kenton (complete)
 - Laurelhurst (see Next Steps)
 - MLC (complete)
 - Vernon (complete)
- Fire Alarm Group 3 South 5213**
 - Atkinson (complete)
 - Grout (complete)
 - Robert Gray (see Next Steps)
 - Stephenson (see Next Steps)
- Fire Alarm Group 4 South 5214**
 - Harrison Park (complete)
 - Lent (see Next Steps)
 - Markham (see Next Steps)
 - Richmond (see Next Steps)
- Rigler Fire Sprinkler Install 5029 (complete)**

Next Steps

- Complete and closeout all open construction projects.
 - Beaumont (60% complete)
 - Meek (60%)
 - Sabin (60%)
 - Laurelhurst (60%)
 - Robert Gray (60%)
 - Stephenson (60%)
 - Lent (75%)
 - Markham (60%)
 - Richmond (40%)
- Reconcile all project costs and release any contingencies upon completion.

Better Than / Worse Than Planned

- Better Than:**
 - Fire alarm installs are on track to meet city required deadline of all work complete by end of 2020.
- Worse Than:**
 - Fire alarm install at Stephenson taking longer than anticipated due to additional coordination with FAM projects. Will still meet overall project schedule.



Accomplishments

- 2020 Asbestos Bond Projects:**
 - Beaumont (Phase-2) – complete
 - Chapman (Phase-2) – complete
 - Capitol Hill (Phase-2) – main work complete
 - Hosford – main work complete
 - Lane – complete
 - Rigler – main work complete
 - Stephenson – most work complete (FAM support for hall flooring). May continue with more asbestos flooring removal.
 - Vernon – complete
 - Woodstock – complete
 - Vestal – complete

Next Steps

- 2021 Asbestos Bond Projects Draft Planning:**
 - Robert Gray
 - Llewellyn
 - Skyline
 - East Sylvan
 - Winterhaven
 - King
 - Hosford
 - Vernon

Better Than / Worse Than Planned

- Better Than:**
 - Rigler work was conducted with no rush to open and work was added due to the extension of remote learning. This resulted in quality work and satisfaction in the finished product by stakeholders.
 - Capital Hill floor preparation work was not necessary than anticipated and resulted in funds coming back into the project.
- Worse Than:**
 - Woodstock floor removal resulted in the removal of more layers of subfloor than planned and increased the cost for replacement.
 - Hosford floor base was worse than anticipated and more preparation work was needed to receive new flooring.



Accomplishments

- Phase 2 and Phase 3** (Pre-K – 2nd Grade exterior and additional interior locations):
 - 14 interior and 16 exterior sites completed
- Documentation:** PPS Health & Safety group undergoing training on Verdant Database Lead Paint Module.
- Lead Paint IDIQ Solicitation:** Four contractors now under contract.

Next Steps

- Phase 2 & 3 Work:**
 - Total of 54 sites have both Phase 2 & 3 work planned
- Lead Paint IDIQ Solicitation:**
 - Job Order work packages in the works for bidding
- Scope of work:**
 - With the continuation of Distance Learning, workers will have expanded access to work areas. Looking to expand scope of work in some locations to address multiple areas of deteriorated paint.

Better Than / Worse Than Planned

- Better Than:**
 - In house OSM paint crew have streamlined exterior work and have been able to complete more sites than anticipated.
 - All OSM paint staff now trained for operating various lifts for access to additional work areas.
- Worse Than:**
 - COVID related challenges remain. Two painters on crew cannot obtain clearance for respirators due to limited availability of respiratory evaluations.



Accomplishments

- School by school detailed engineering plans**
 - Completed design on 45-school sites
 - Successful bids received on 35-school sites
 - Additional 20-school sites in the design process
- Construction:**
 - Construction started July 2020 and continuing through Fall 2021, with 5 additional sites starting every 3 to 4 weeks
 - Construction is substantially complete for the first 5-sites.
 - Construction contracts in place for 4 additional groups (20-sites) awaiting fixture delivery.

Next Steps

- Design Surveys:**
 - Detailed school site engineering surveys and Principal interviews for remaining groups continue. 50 sites have been completed, 47 remaining. All survey work to be completed by late spring 2021.
- Design:**
 - Construction Drawings and bid packages of 5 sites to be released approximately every 3-weeks until all sites are addressed (Mid 2021)
- Completion:**
 - All major construction and testing forecasted to be complete by the end of 2021

Better Than / Worse Than Planned

- Better Than:**
 - The Water Quality Team prepared a budget for the Board to show financial viability of the Filter Water Program, based on the Pilot Program construction cost. After receiving bids for approximately one-third of the program, all packages are significantly under budget.
 - The Water Quality Team has conducted 50 Principal meetings and received very positive feedback about how this program is perceived by the school administration, teachers and the community.
- Worse Than:**
 - The main drinking fixture for this program, the Elkay EZH2O® Vandal Resistant Bi-Level Bubbler and Bottle Filling Station, has seen a 300% increase in demand because of Covid-19. Due to this increase, the lead time for ordering the fixture has quadrupled from 3-weeks to 3-months. This has caused delays in installation.



Accomplishments

- Security Upgrades Group 1:** 26 schools under Design/Build contract
 - 26 Schools *Turned Over / Punchlist**

- Security Upgrades Group 2:** 31 schools under Design/Build contract
 - 31 Schools *Turned Over / Punchlist**

- Security Upgrades Group 3:** 30 schools
 - 5 Schools *In Construction or Commissioning*
 - 25 Schools *Turned Over / Punchlist*

Next Steps

- Security Upgrades Groups:**
 - Groups 1, 2: In Closeout, expected to be complete by 10/31/2020.
 - Group 3: Construction/commissioning is on track to complete by 10/31/2020.

- Fencing / Other:**
 - *2 sites from Group 1 have fencing in design. Expected completion no later than 1/31/2021 but may be able to complete sooner.
 - *1 site from Group 2 has an entry door replacement in contracting. Expected completion by 12/31/2020.

- Signage:**
 - Groups 1, 2, 3: Signage work is underway and expected to be complete by 12/31/2020.

Better Than / Worse Than Planned

- Better Than:**
 - Group 3: Contractor performance and staffing, increased access to school buildings over the summer with lack of onsite student/community activities.

- Worse Than:**
 - Group 1 and 2: Contractor performance and staffing, including design, submittal, construction, and closeout.