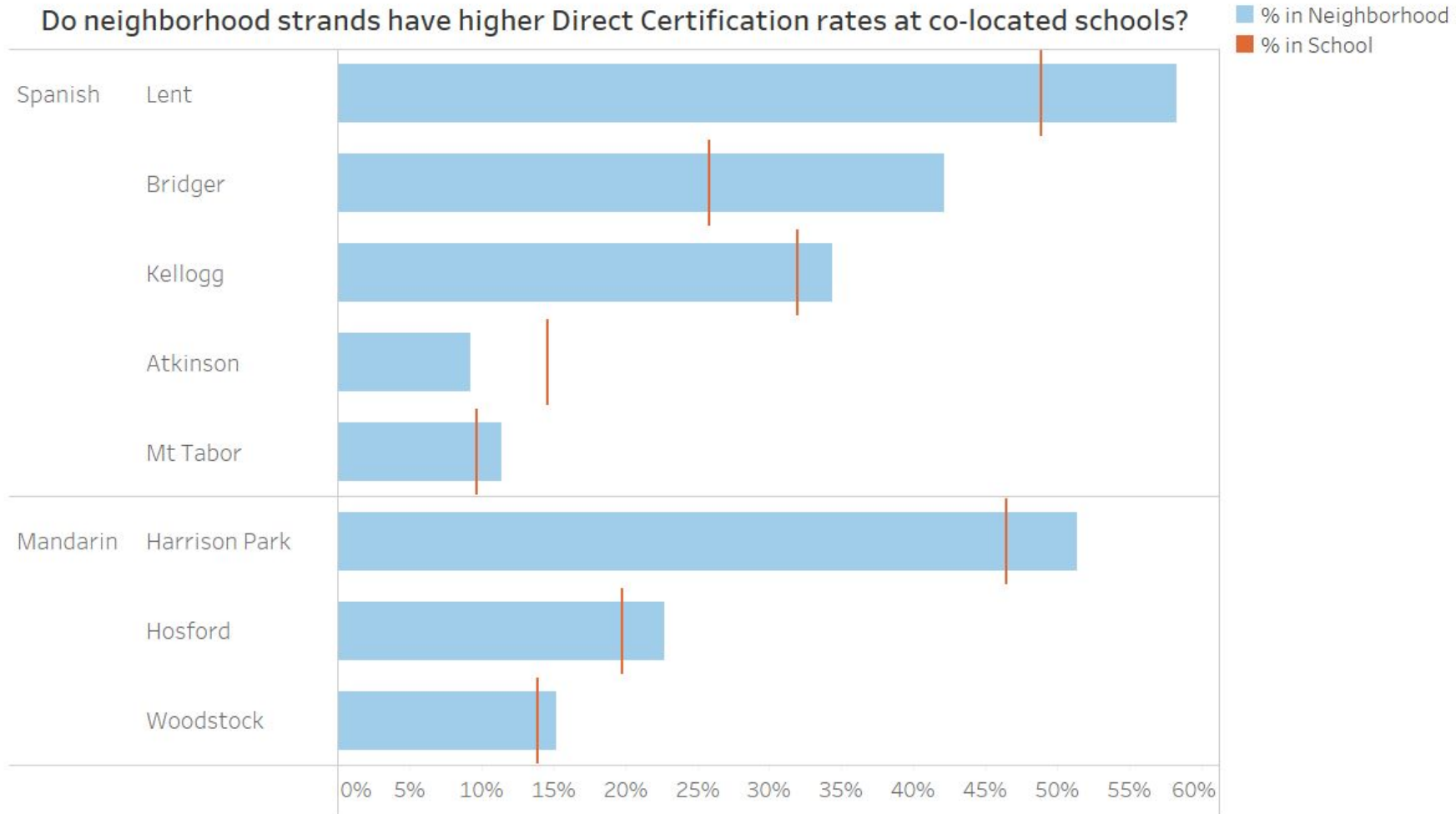


# Analysis of Co-Located Chinese and Spanish DLI Programs

# SUMMARY

- Within co-located schools, rates of Direct Certification are consistently higher for neighborhood strands, which can lead to disparities in needs vs. resources when funding is allocated at a school level.
- When controlling for Direct Certification rates, we consistently see lower performance on SBAC testing for students in the neighborhood strand at co-located programs compared to neighborhood schools (except in our highest SES schools)
- Spanish and Chinese LEP students in immersion programs, perform higher on English & Language Arts SBAC tests, than their peers in later grades.

# DIRECT CERTIFICATION LEVELS



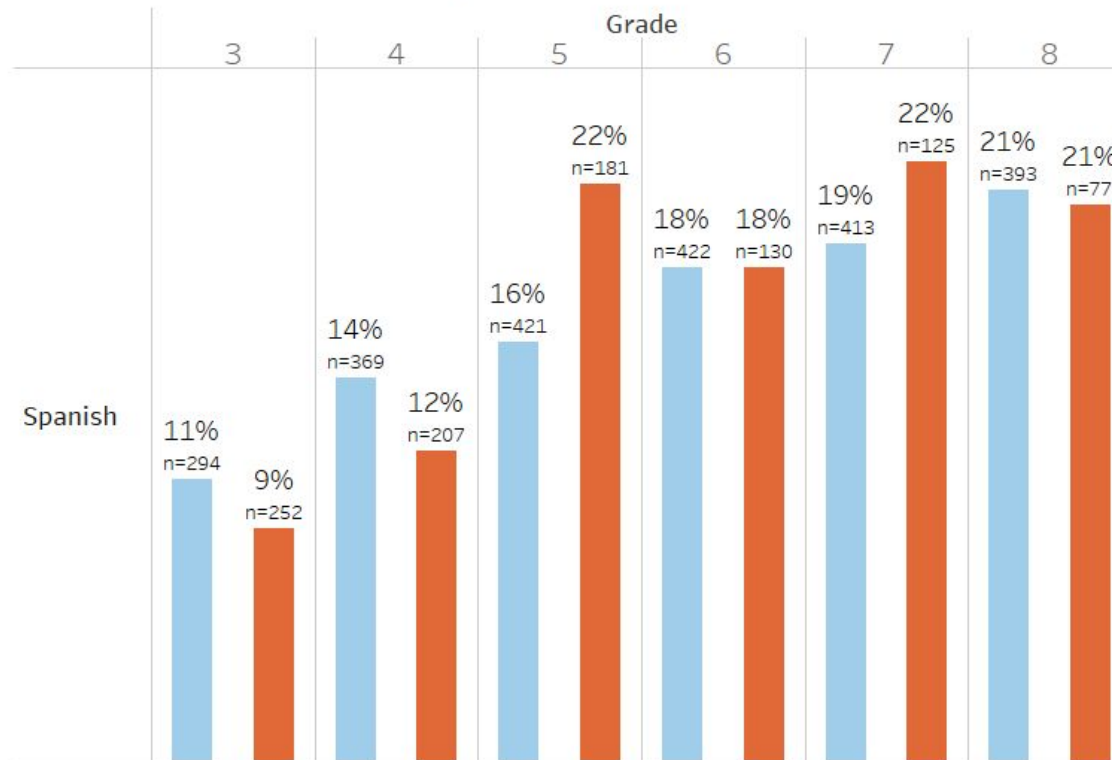
Reflects school years 2020-2021 and 2021-2022.

Direct Certification is a way to qualify for free meals. It is determined by state agencies and shared electronically with the district.

# SPANISH LEP SBAC SCORES

Do Spanish LEP students meet ELA standards more frequently if they are in immersion?

Not in Immersion  
In Spanish Immersion

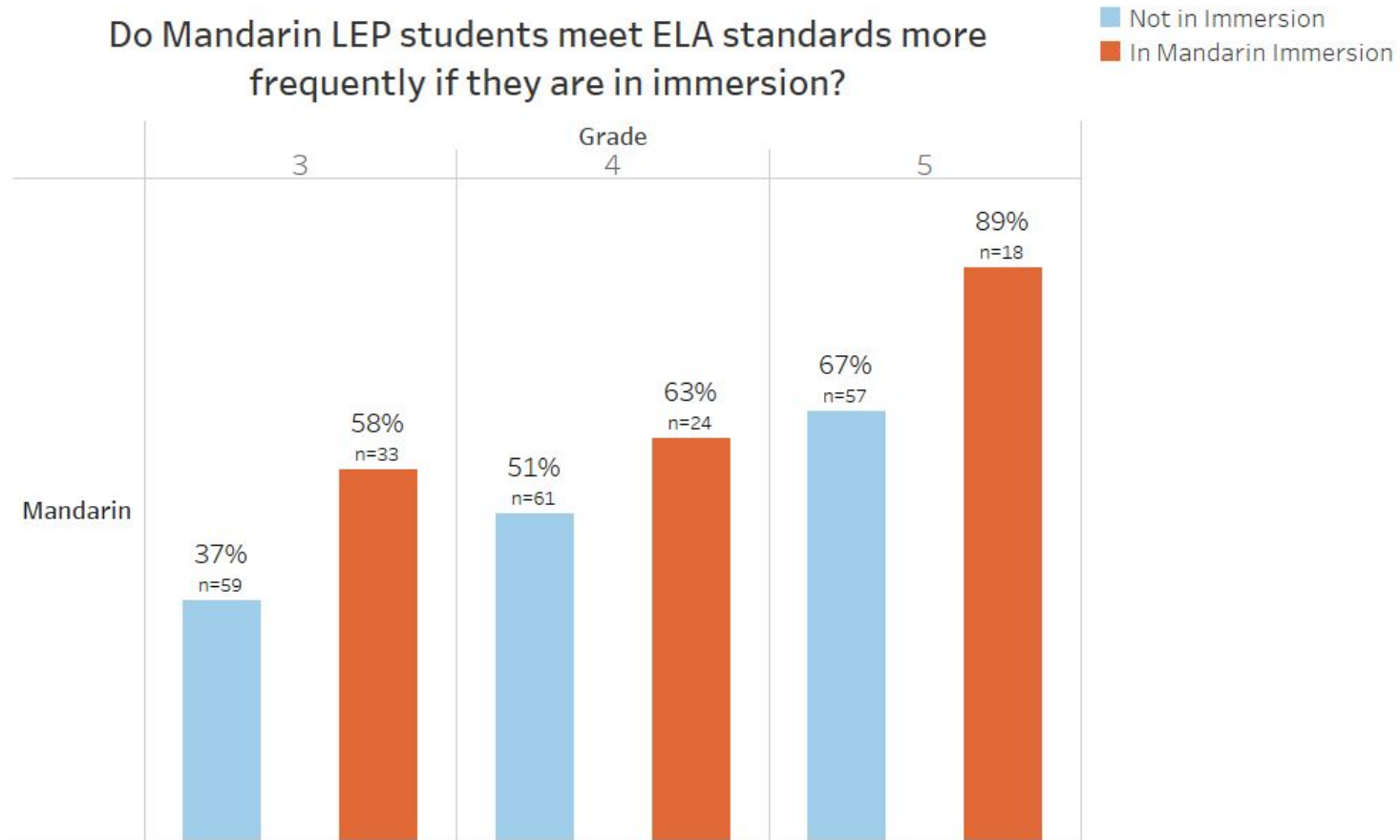


The chart shows the percent of students meeting standard on the ELA SBAC test. Meeting standard is scoring at Level 3 or 4.

Test scores reflect grades 3rd thru 8th for schools years 2016-2017 through 2018-2019

Includes students who report Spanish as their native language and were identified as LEP upon entering in Kindergarten.

# CHINESE LEP SBAC SCORES



The chart shows the percent of students meeting standard on the ELA SBAC test. Meeting standard is scoring at Level 3 or 4.

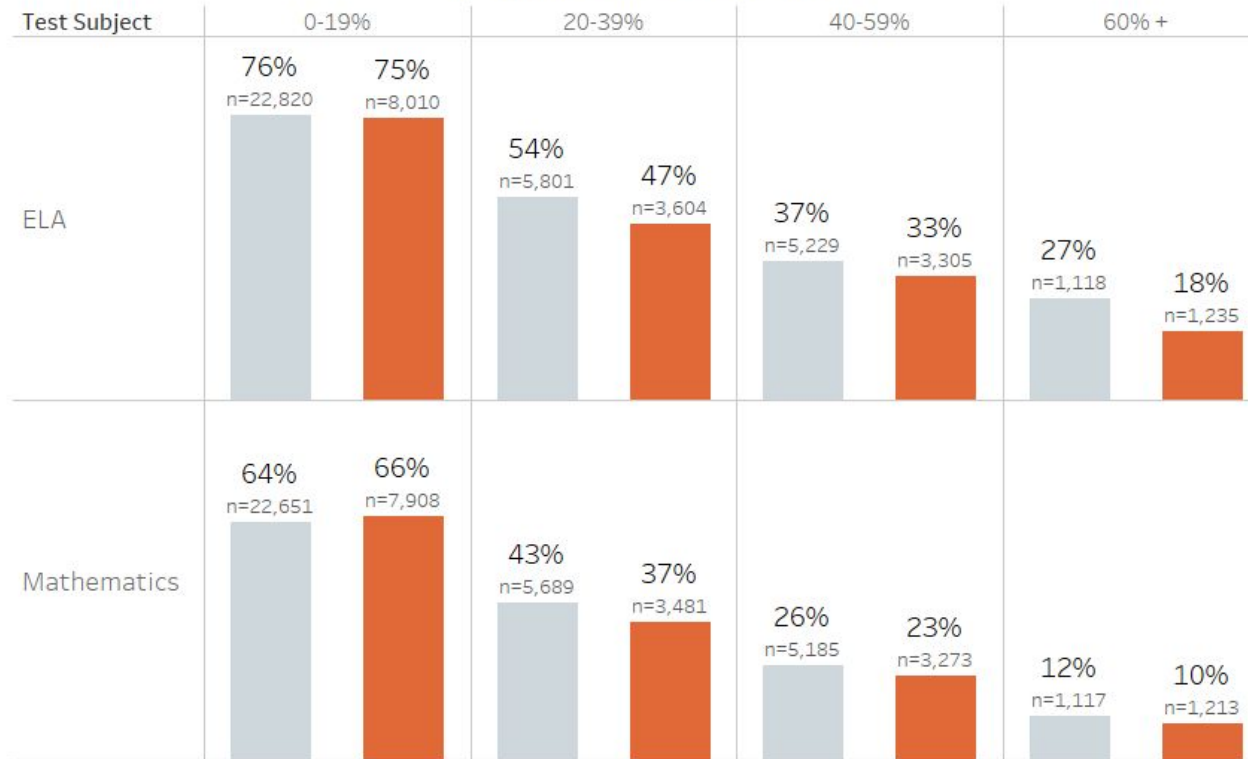
Test scores reflect grades 3rd thru 5th for schools years 2016-2017 through 2018-2019

Includes students who report Mandarin as their native language and were identified as LEP upon entering in Kindergarten.

# NEIGHBORHOOD: SBAC SCORES BY DIRECT CERTIFICATION

When controlling for Direct Certification status, how do co-located neighborhood strands perform on state tests compared to peers in neighborhood schools?

■ Neighborhood Schools  
■ Co-Located Schools



Test scores reflect grades 3rd thru 8th for schools years 2016-2017 through 2018-2019

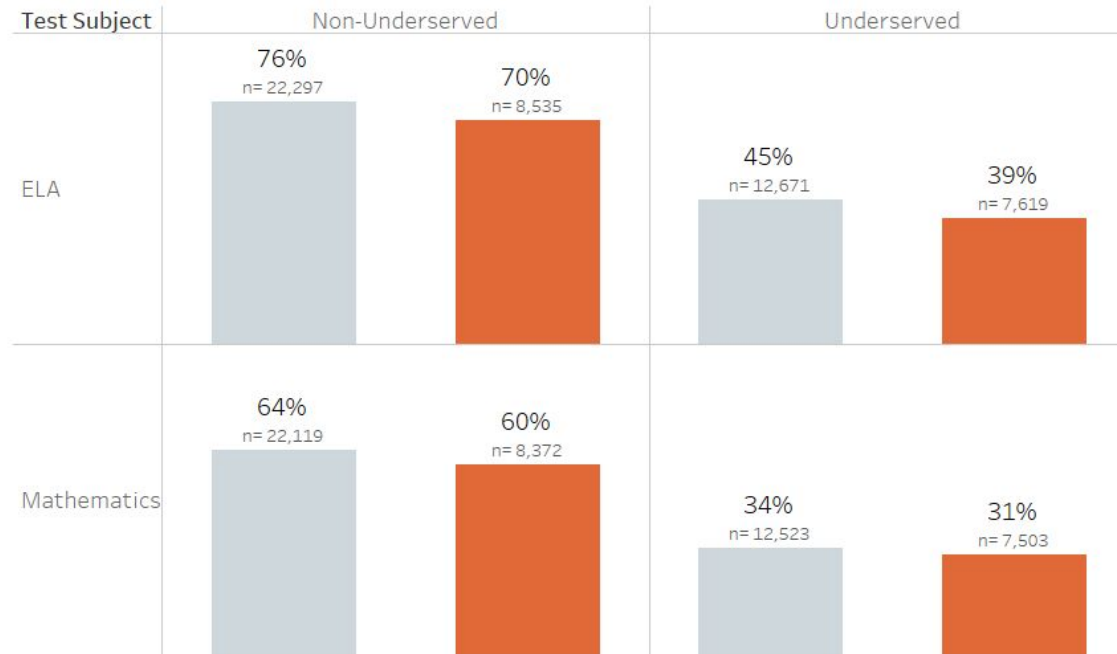
Co-located schools ONLY includes Spanish or Chinese co-located schools

Direct Certification status is determined by state agencies and shared electronically with school districts. Students or families qualify for Direct Certification through a number of avenues such as eligibility for SNAP or TANF, Migrant Ed, or foster care.

# NEIGHBORHOOD: SBAC SCORES BY STUDENT GROUP

How do under-served groups at co-located neighborhood strands perform on state tests compared to students in neighborhood schools?

■ Neighborhood Schools  
■ Co-Located Schools



The chart shows the percent of students meeting standard on the ELA SBAC test. Meeting standard is scoring at Level 3 or 4.

Test scores reflect grades 3rd thru 8th for schools years 2016-2017 through 2018-2019

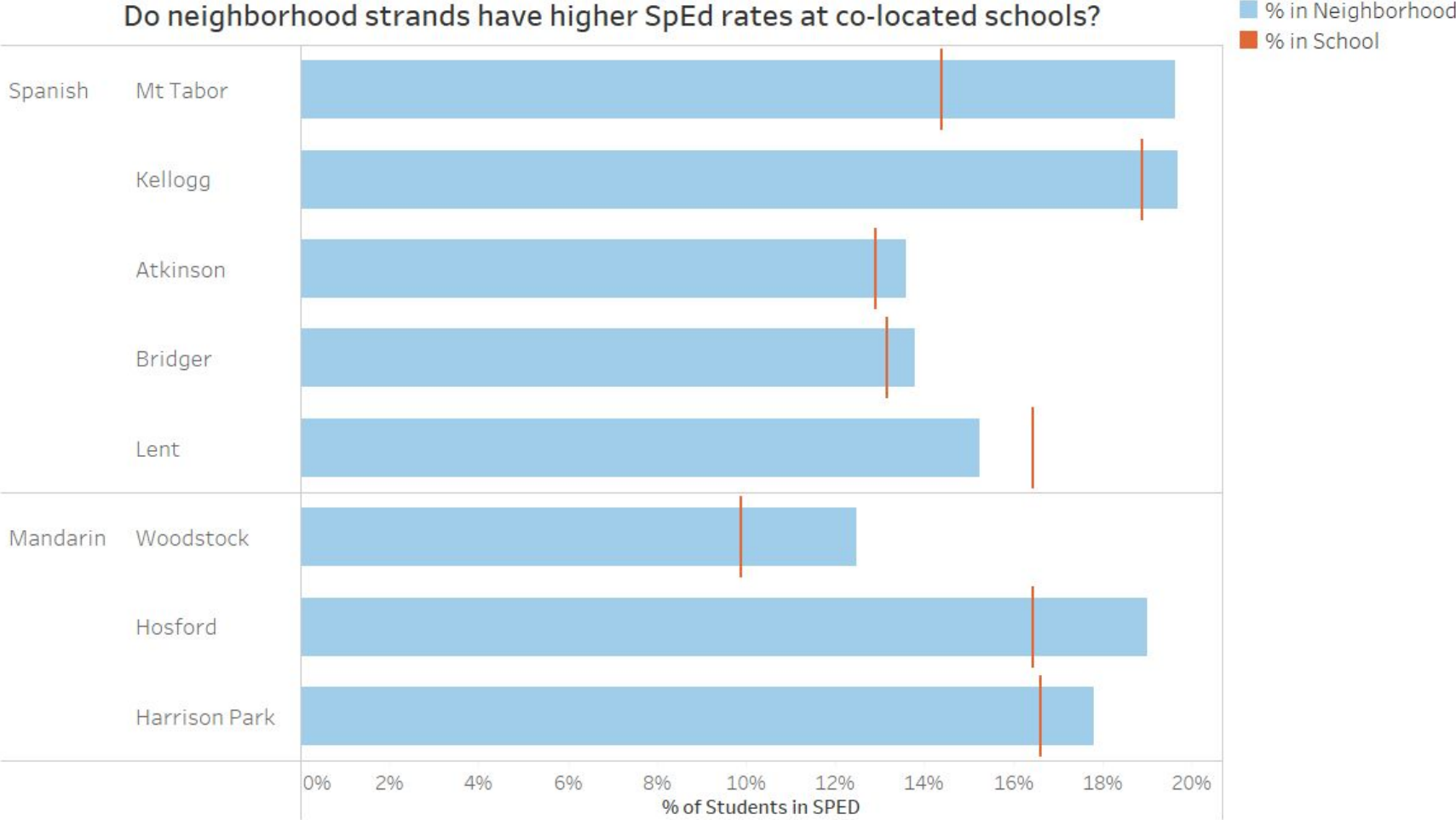
Co-located schools ONLY includes Spanish or Chinese co-located schools

Under-served include students identifying as one or more of the following race/ethnicities:  
Black, Latino, Native American, Pacific Islander

# APPENDIX



# SPECIAL EDUCATION LEVELS



This data excludes special ed focus classrooms  
Reflects school years 2020-2021 and 2021-2022

# SCHOOLS & YEAR IN SBAC ANALYSIS

## Co-Located Schools

		2016-2017	2017-2018	2018-2019
<b>Mandarin</b>	Harrison Park		1	1
	Hosford	1	1	1
	MLK Jr	1	1	1
	Woodstock	1	1	1
	<b>Spanish</b>	Ainsworth	1	1
	Atkinson	1	1	1
	Beach	1	1	1
	Beaumont	1	1	1
	Bridger	1	1	1
	César Chávez	1	1	1
	James John	1	1	1
	Lent	1	1	1
	Mt Tabor	1	1	1
	Ockley Green	1	1	1
	Rigler	1	1	1
	Roseway Heights			1
	Scott	1	1	1
	Sitton	1	1	1
	West Sylvan	1	1	1

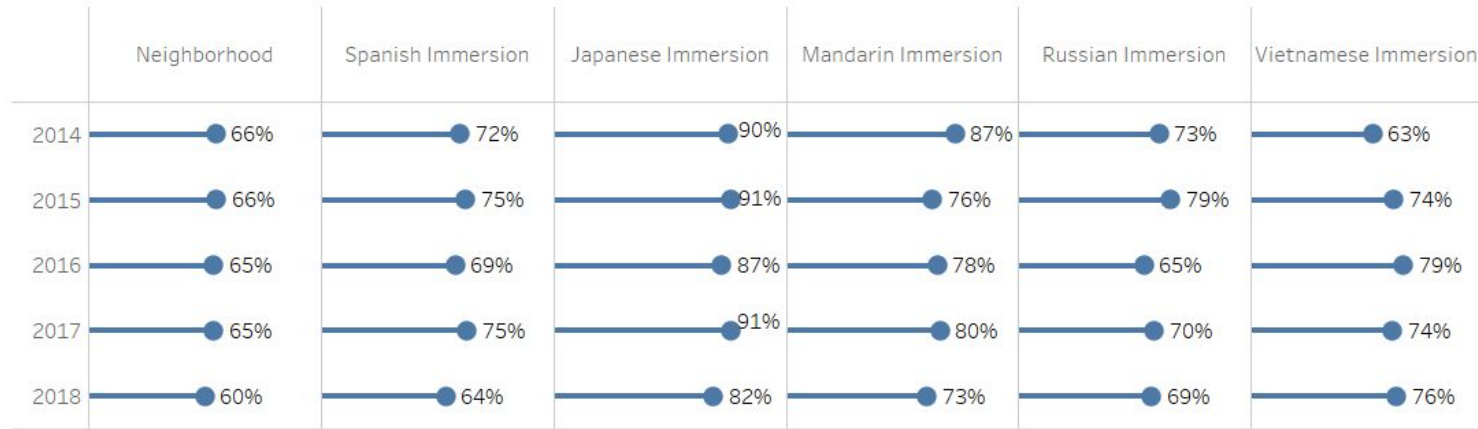
## Neighborhood Schools

Abernethy	Faubion	Maplewood
Alameda	Forest Park	Markham
Arleta	George	Marysville
Astor	Glencoe	Peninsula
Beverly Cleary	Gray	Rieke
Boise-Eliot/Humboldt	Grout	Rosa Parks
Bridlemile	Harriet Tubman	Sabin
Buckman	Harrison Park	Sellwood
Capitol Hill	Hayhurst	Skyline
Chapman	Irvington	Stephenson
Chief Joseph	Jackson	Sunnyside Environmental
Creative Science	Laurelhurst	Vernon
Creston	Lee	Vestal
da Vinci	Lewis	Whitman
Duniway	Llewellyn	Winterhaven
		Woodlawn
		Woodmere

# RETENTION RATES

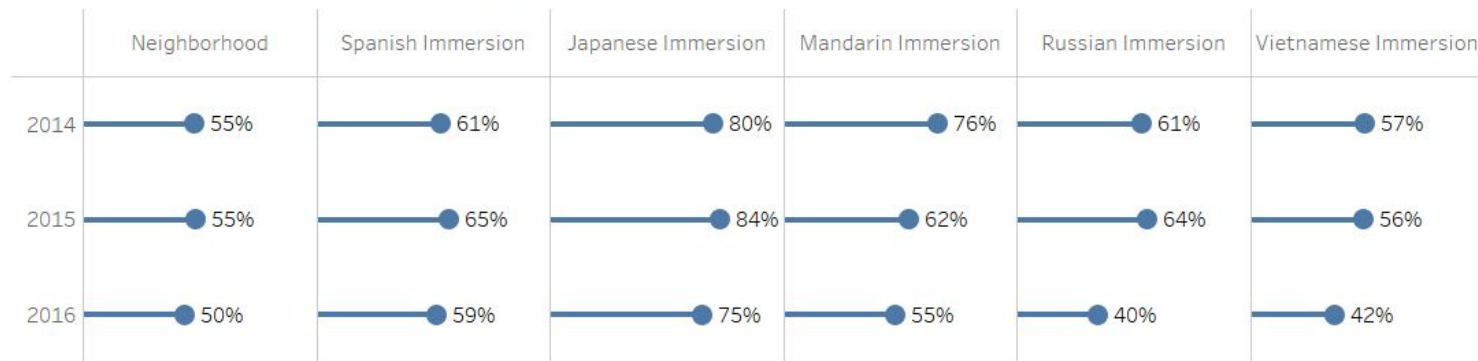
## What is 3rd Grade Retention Within Neighborhood and Immersion Strands

Kindergarten Cohorts Starting From SY 2014 to 2018



## What is 5th Grade Retention Within Neighborhood and Immersion Strands

Kindergarten Cohorts Starting From SY 2014 to 2016



The schools year reflects the year that cohort entered Kindergarten. A student is considered retained if they remain at the same school and focus option. Adjustments were made to the data for situations like Rigler neighborhood students moving to Scott. Those students would be retained if they moved to Scott.