



FORWARD
TOGETHER

PPS Local School Foundations

PPS School Board Work Session


November 14, 2022

Objectives for Tonight

- Build shared understanding of timeline for completing revisions to fundraising policies (20 min)
- Review the parent fundraising data of local school foundations for last 5 years (25 min)
- Review FTE funded by local school foundation dollars for the last 4 years (30 min)
- Review PPS Parent Fund data (20 min)
- Review community feedback (15 min)

Norms

- Stay engaged
- Speak your Truth
- Experience Discomfort
- Expect and accept non-closure
- Listen for understanding and empathy
- Assume good intentions



Policy Committee

Establish a timeline for review and amendment process of fundraising policy.

Board Work Session

Review financial, staffing, and operation trends of Local School Foundation fundraising efforts.

Learn from the perspectives of schools with divergent points of view on fundraising efforts at PPS.

Board Work Session

The Board of Education will provide staff a general direction on shifts to fundraising policy

Policy Committee

Staff will propose and amend a fundraising policy based on the general direction by the PPS Board of Education.

Regular Board Meeting

PPS Board of Education considers for a first read, amendments to the fundraising policy at PPS.

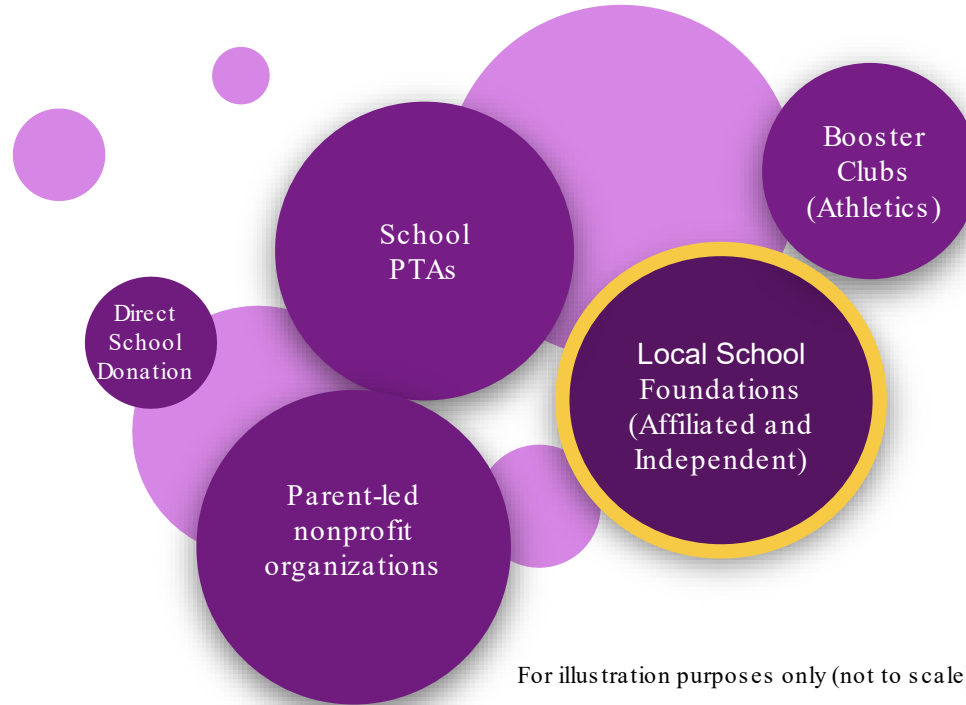
Staff communicates changes and begins to implement changes.

Regular Board Meeting

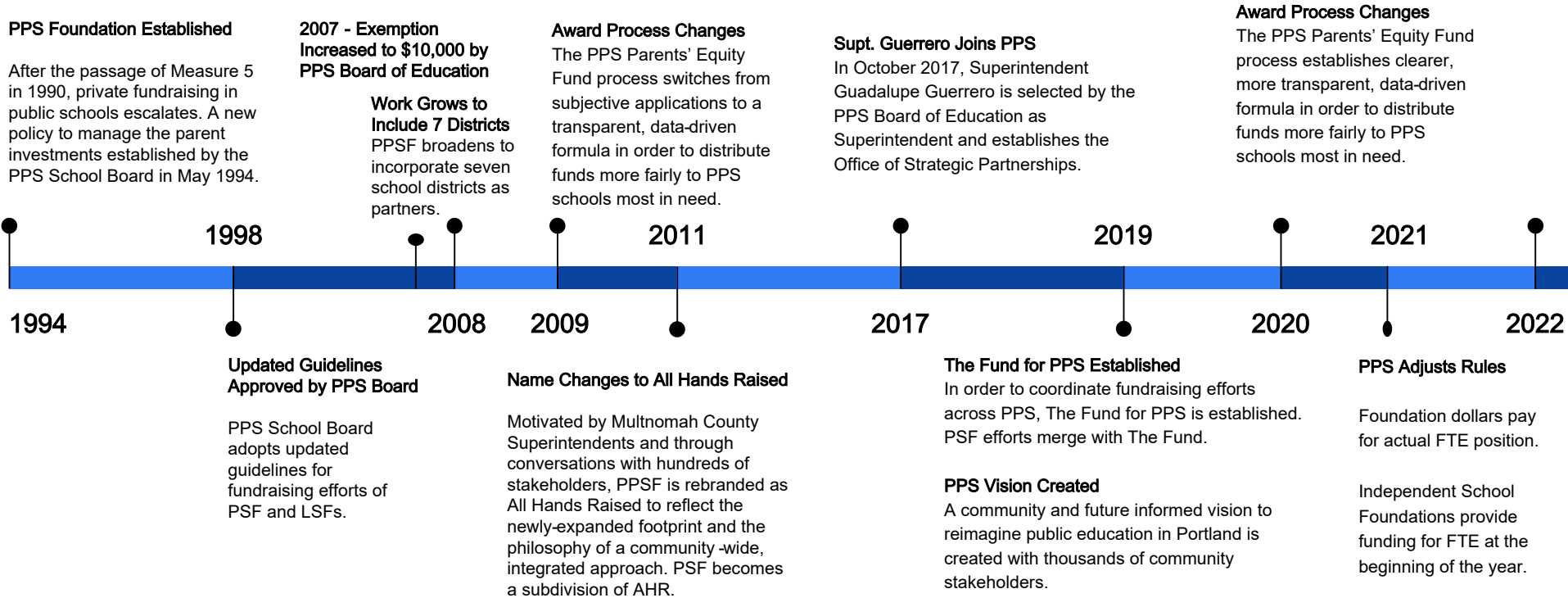
Board considers and votes on amendments.

Staff communicates changes and begins to implement changes

Some Ways Parents Give to PPS Schools



28 Years of Community Generosity



Policies and Rules

Policies

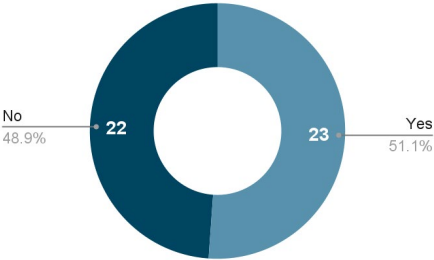
- **District Foundation 7.10.030 -P**
Establishes Foundation “for purposes of accepting, holding and administering funds and gifts to the district for special and general purposes.”
- **Parent Groups & The Schools 7.10.020 -P**
Recognizes that parent organizations are necessary and important to achieve student achievement goals established by schools.

Rules

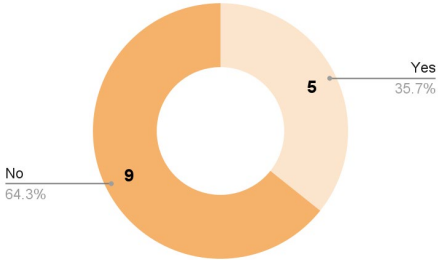
- LSFs are required to split every dollar used to fund staffing positions $\frac{1}{3}$ - $\frac{2}{3}$ (Est. 1994)
- The first \$10,000 dollars exempted (Est. 1998, first \$5K; Updated 2007 to \$10K)
- LSFs are the only authorized fundraising vehicle for funding staff positions at PPS (Est. 1998)

Schools with Active Fundraising Efforts to Fund School Staff

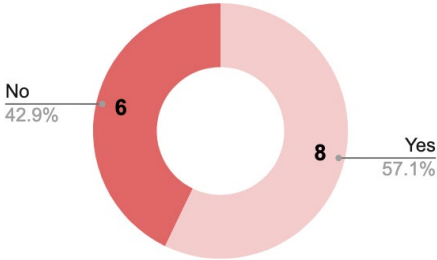
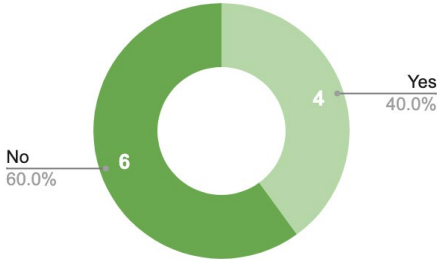
During the last 4-years? (FY20-23)



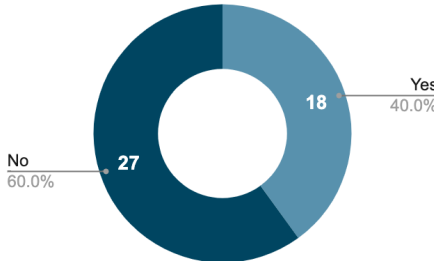
Elementary
High



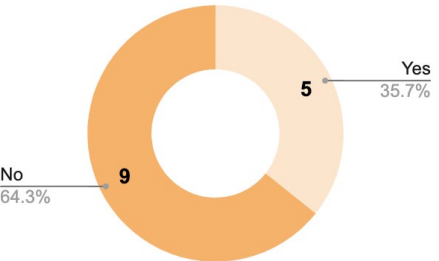
Middle
PK-8



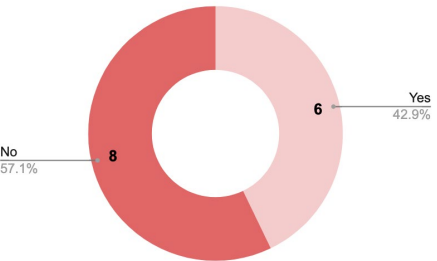
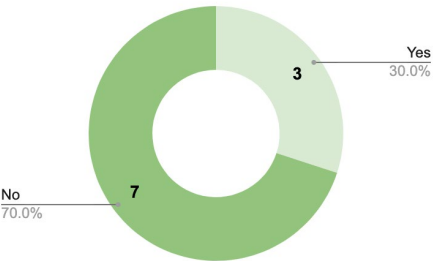
This School Year? (FY23)



Elementary
High



Middle
PK-8



Discussion and Questions

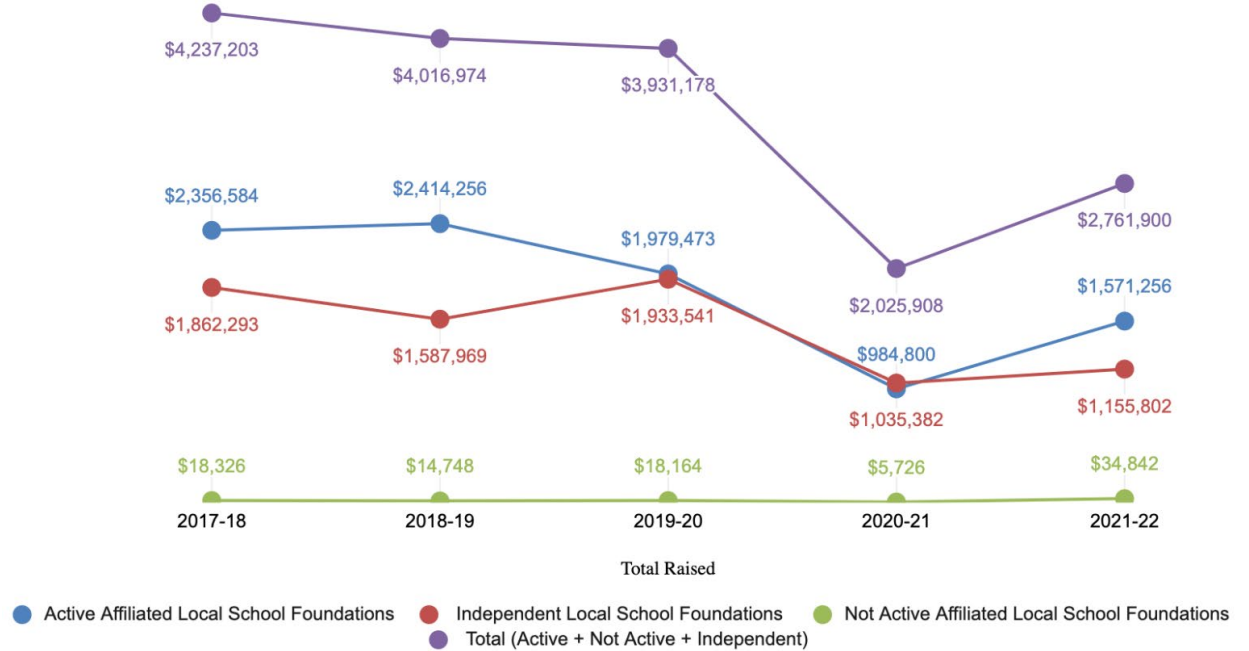
PPS Parent Fundraising

Local School Foundations

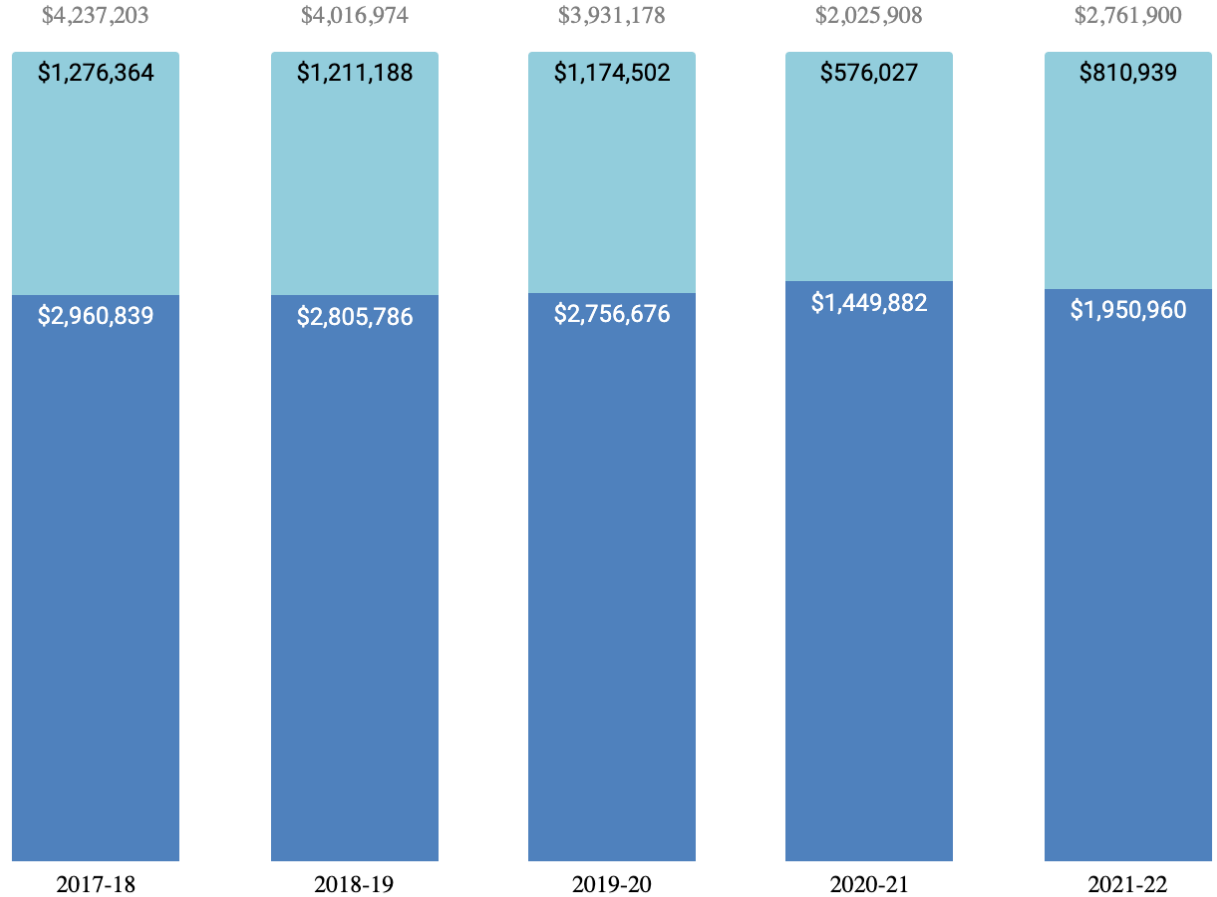
By the Dollars

Total Dollars Raised by Type of LSF, 2017 -2022

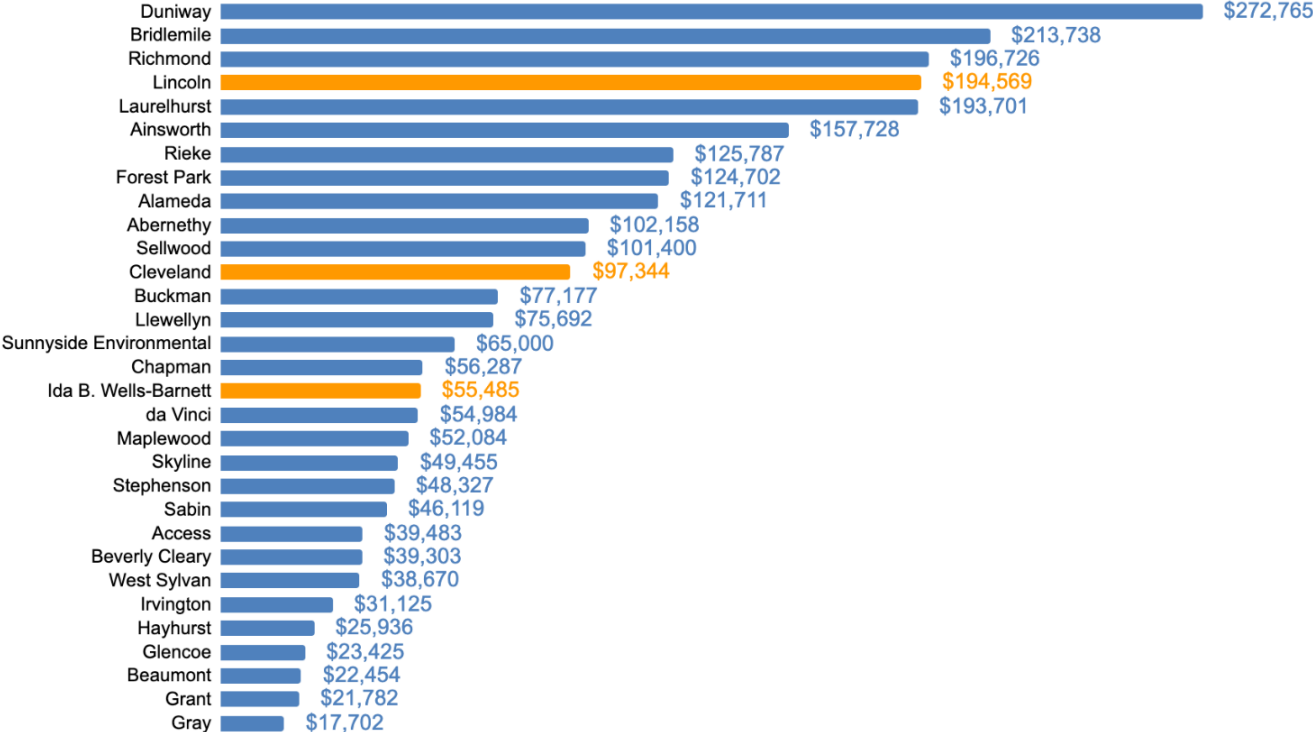
Foundation dollars represent less than 1% of the average school's total resources



Total Dollars Raised by LSFs (Independent, Active and Inactive Foundations)



Dollars Raised by School, 2021 -2022



Discussion and Questions

PPS Parent Fundraising

FTE Funded by Local School Foundations

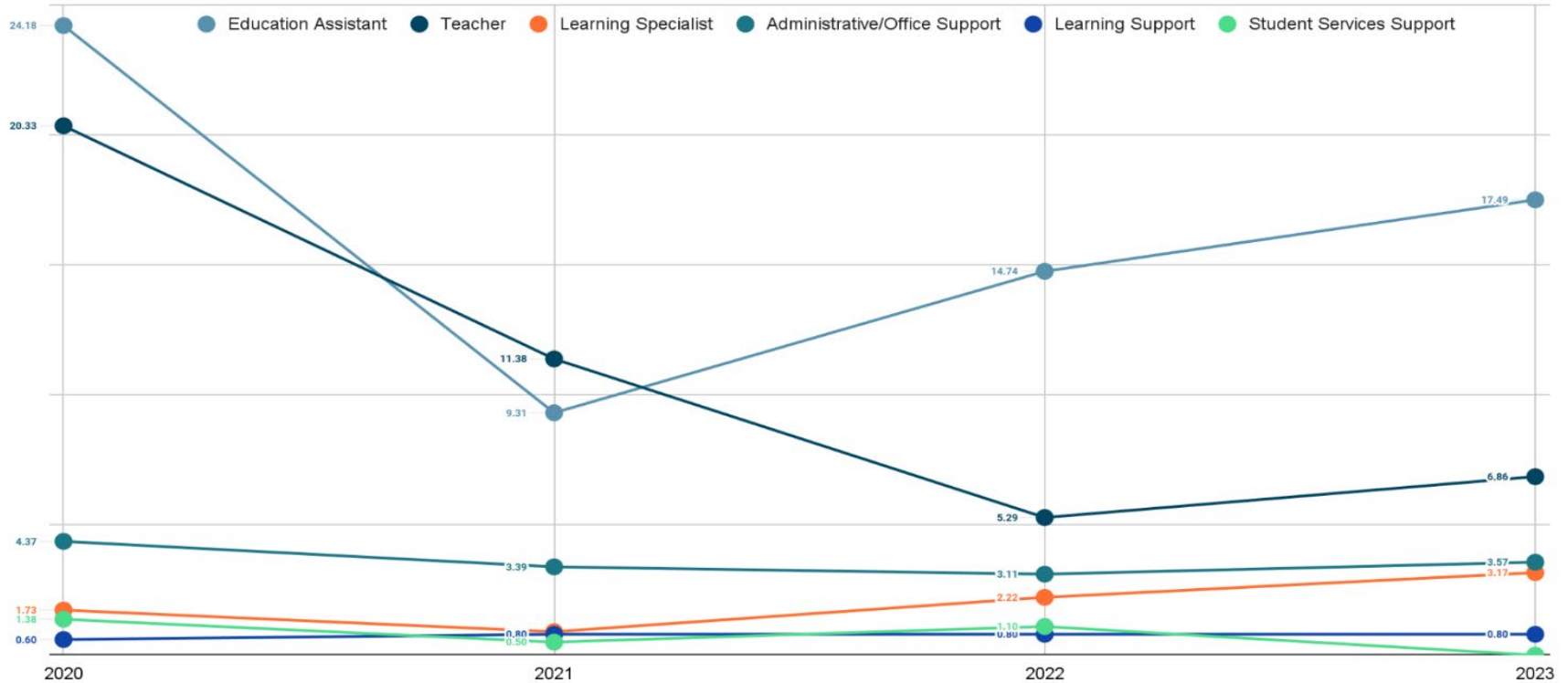
**Less than 1% of teachers,
and licensed PPS staff are
funded by
local school foundations.**

12.28 FTE / 3,579 FTE = .34%
FY2020-21 PAT Bargaining Unit FTE

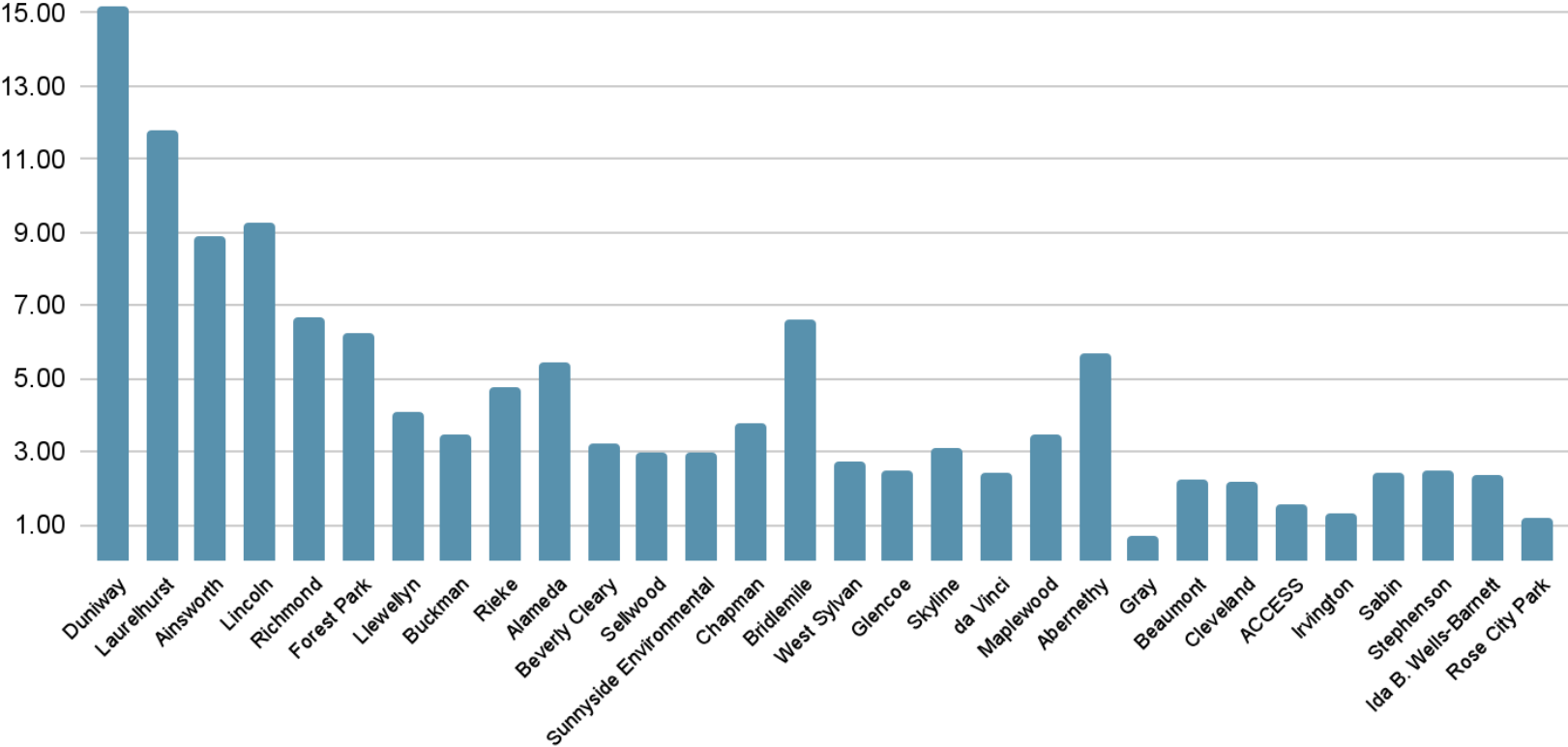
**Just over 1% of teaching
assistants, and classified
PPS staff are funded by
local school foundations.**

13.6 FTE / 1,272 FTE = 1.07%
FY2020-21 PFSP Bargaining Unit FTE

FTE Funded by Local School Foundations by Category (FY20-23)

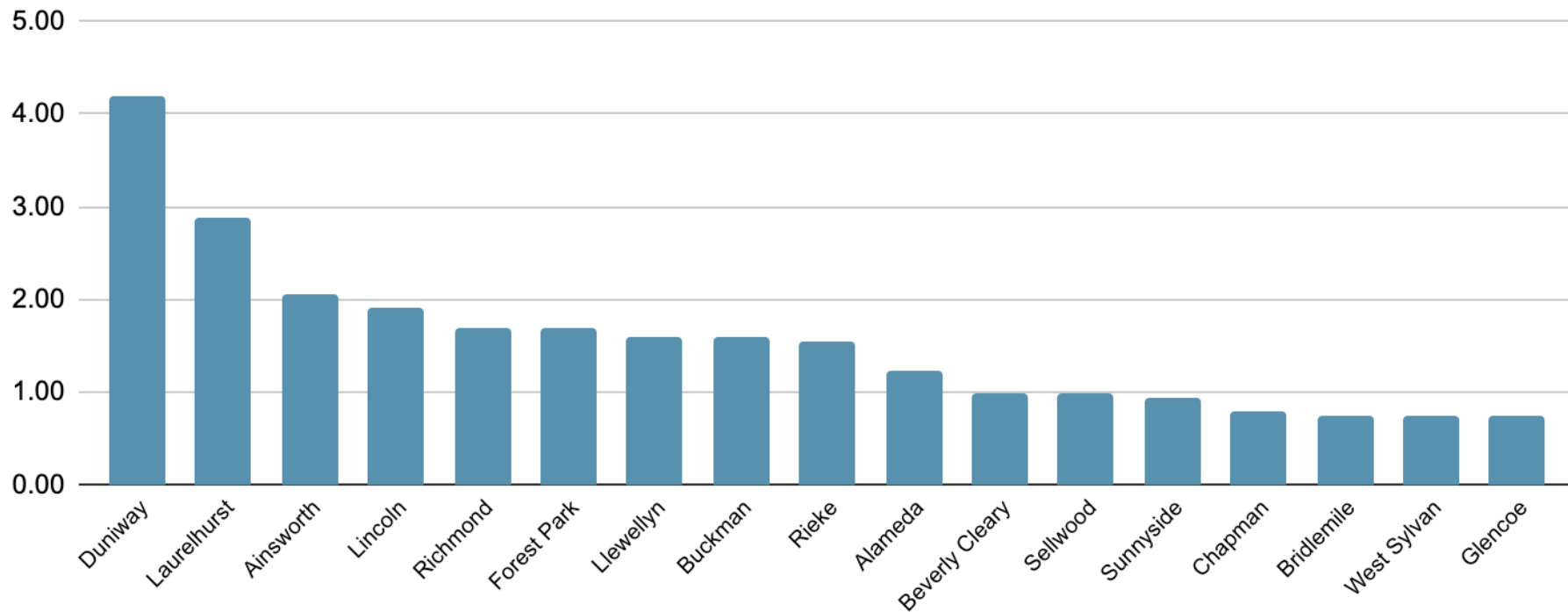


Total FTE Funded by LSFs, FY20-23*



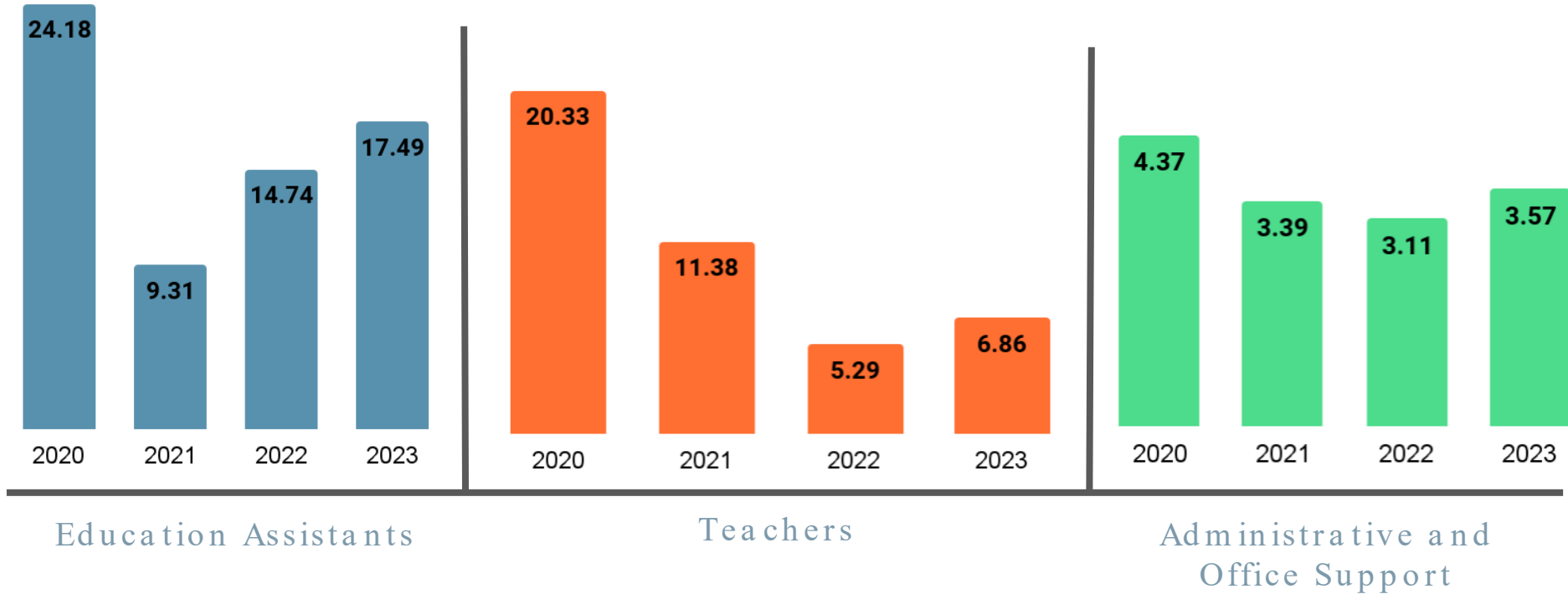
* Schools with a minimum of 1.0 FTE

FTE Total Funded by LSFs, 2023

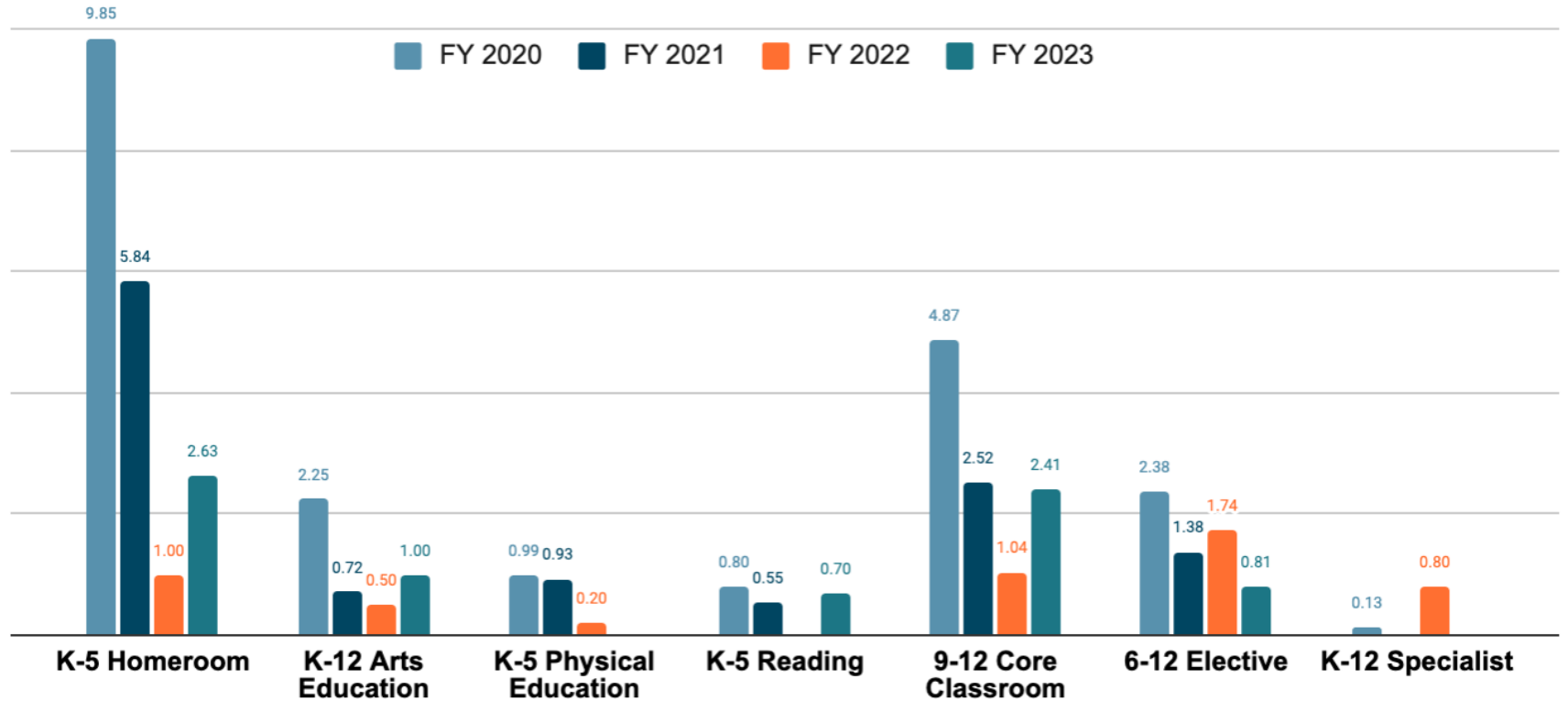


* Schools with a minimum of .75 FTE

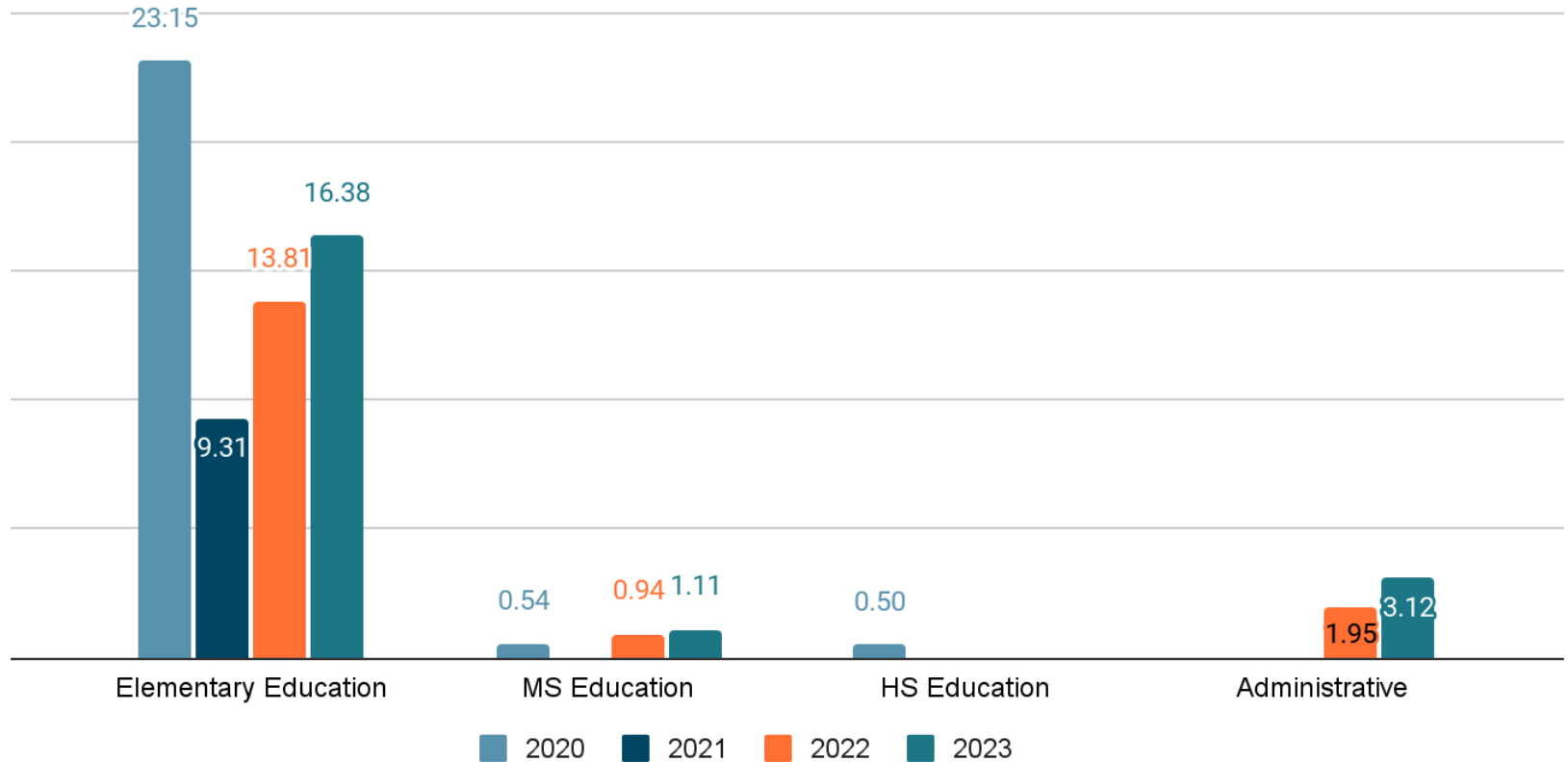
Type of Positions Funded by LSFs, PPS (FY20 -23)



FTE Teaching Positions Funded by LSFs (FY20-23)



FTE Assistant Positions Funded by LSFs (FY20-23)



Reminder: Together, PPS' differentiated staffing ratios and equity formula direct approximately 40% more staff* to higher need schools & students

For the **medium K -5 school** of 350 and 58.5 students per grade...

School A: No Designation	
Principal	1
Counselor	1
Social Worker	0.5
Secretary	0.75
Arts/PE Teachers	2.5
Media Special.	0.5
AP	0
Instr. Specialist	0
Core Teachers	12
Equity FTE	0.5

School B: TSI School	
Principal	1
Counselor	1
Social Worker	0.5
Secretary	0.75
Arts/PE Teachers	2.5
Media Spec.	0.5
AP	0.5 (+0.5 FTE)
Instr. Specialists	1 (+1 FTE)
Core Teachers	12 (+0 FTE)
Equity FTE	1.5 (+1 FTE)

+2.5 FTE (13%) above and beyond School A

School C: Title I Only School	
Principal	1
Counselor	1
Social Worker	0.5
Secretary	0.75
Arts/PE Teachers	2.5
Media Spec.	0.5
AP	0.5 (+ 0.5 FTE)
Instr. Specialist	1 (+1 FTE)
Core Teachers	12 (+0 FTE)
Equity FTE	3 (+2.5 FTE)

+4 FTE (21%) above and beyond School A

School D: CSI School	
Principal	1
Counselor	1
Social Worker	0.5
Secretary	0.75
Arts/PE Teachers	2.5
Media Spec.	0.5
AP	0.5 (+0.5 FTE)
Instr. Specialists	1.5 (+1.5 FTE)
Core Teachers	14 (+2 FTE)
Equity FTE	3.7 (+3.2 FTE)

+7.2 FTE (38%) above and beyond School A

Including Foundation funded FTEs, PPS still directs more staff to higher need schools & students

For the **medium K -5 school** of 350 and 58.5 students per grade...

School A: No Designation		School B: TSI School		School C: Title I Only School		School D: CSI School	
Principal	1	Principal	1	Principal	1	Principal	1
Counselor	1	Counselor	1	Counselor	1	Counselor	1
Social Worker	0.5	Social Worker	0.5	Social Worker	0.5	Social Worker	0.5
Secretary	0.75	Secretary	0.75	Secretary	0.75	Secretary	0.75
Arts/PE Teachers	2.5	Arts/PE Teachers	2.5	Arts/PE Teachers	2.5	Arts/PE Teachers	2.5
Media Special.	0.5	Media Spec.	0.5	Media Spec.	0.5	Media Spec.	0.5
AP	0	AP	0.5 (+0.5 FTE)	AP	0.5 (+ 0.5 FTE)	AP	0.5 (+0.5 FTE)
Instr. Specialist	0	Instr. Specialists	1 (+1 FTE)	Instr. Specialist	1 (+1 FTE)	Instr. Specialists	1.5 (+1.5 FTE)
Core Teachers	12	Core Teachers	12 (+0 FTE)	Core Teachers	12 (+0 FTE)	Core Teachers	14 (+2 FTE)
Equity FTE	0.5	Equity FTE	1.5 (+1 FTE)	Equity FTE	3 (+2.5 FTE)	Equity FTE	3.7 (+3.2 FTE)
Foundation FTE	0.4	Foundation FTE	0.3 (-0.1 FTE)	Foundation FTE	0.0 (-0.4 FTE)	Foundation FTE	0.0 (-0.4 FTE)

Based on actual Foundation FTE in FY22 Payroll, there were 18.13 FTE in licensed equivalent in total across the district

+2.4 FTE (13%) above and beyond School A

+3.6 FTE (19%) above and beyond School A

+6.8 FTE (35%) above and beyond School A

*Note: Does not include SWD, or EL staff

Source: Analysis based on FY22 Budget Book Volume 1 and Equity FTE counts from Volume 2 of FY23 Adopted Budget

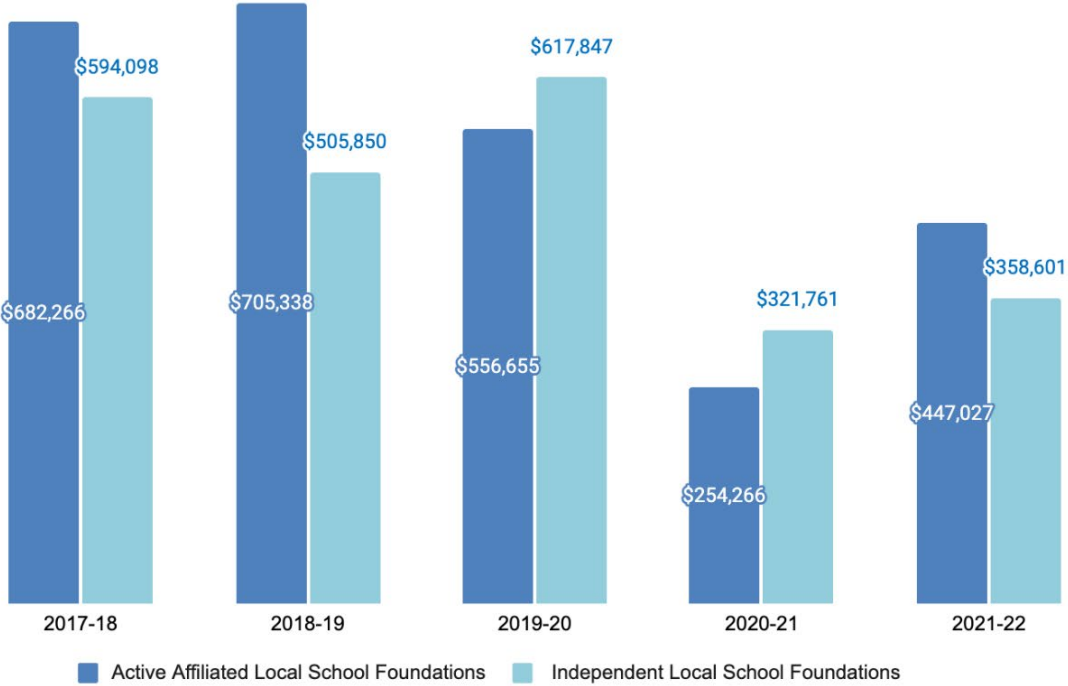
Discussion and Questions

PPS Parent Fundraising

PPS Parent Fund

Dollars Contributed to PPS Parent Fund, 2021

-2022

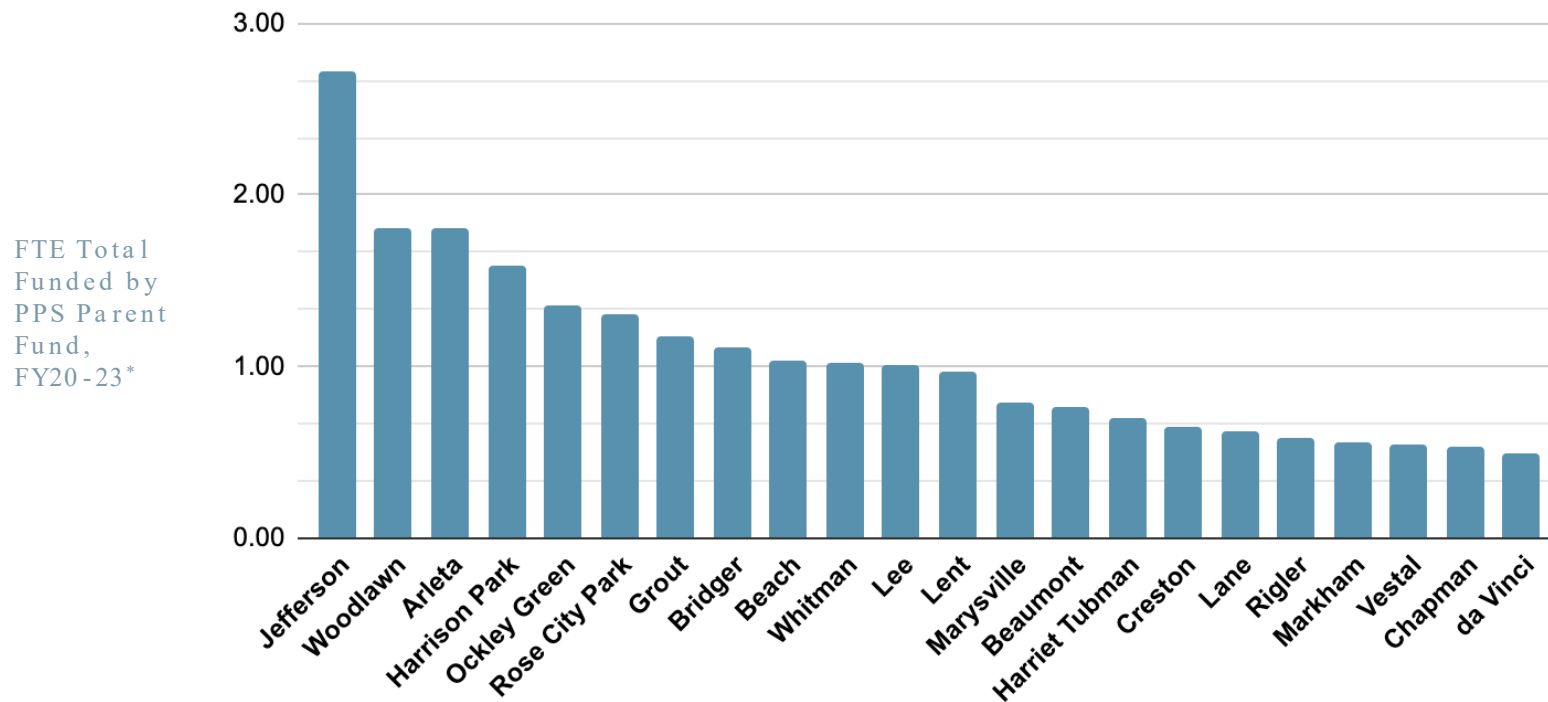


How Are PPS Parent Fund Dollars Budgeted by School Leaders?

Top 10 Non -Personnel Items

Top 10 Non -Personnel Items	2020	2021	2022	Grand Total
Extended Responsibility	18,725	37,941	3,554	60,220
Extended Hours	62,680	84,116	37,410	184,206
Instructional Services	4,450	16,960	34,258	55,668
Instr Program Improvement Svcs		6,125	26,950	33,075
Other Instr Prof/Tech Svcs	62,724	55,500	35,130	153,354
Consumable Supplies	131,926	126,083	235,896	493,904
Library Books	7,676	8,607	13,452	29,735
Non -Consumable Supplies	5,768	14,959	38,997	59,724
Computer Software	7,100	15,193	4,918	27,212
Computer Equipment	50,854	22,059	18,569	91,482
Grand Total	351,902	387,544	449,135	1,188,581

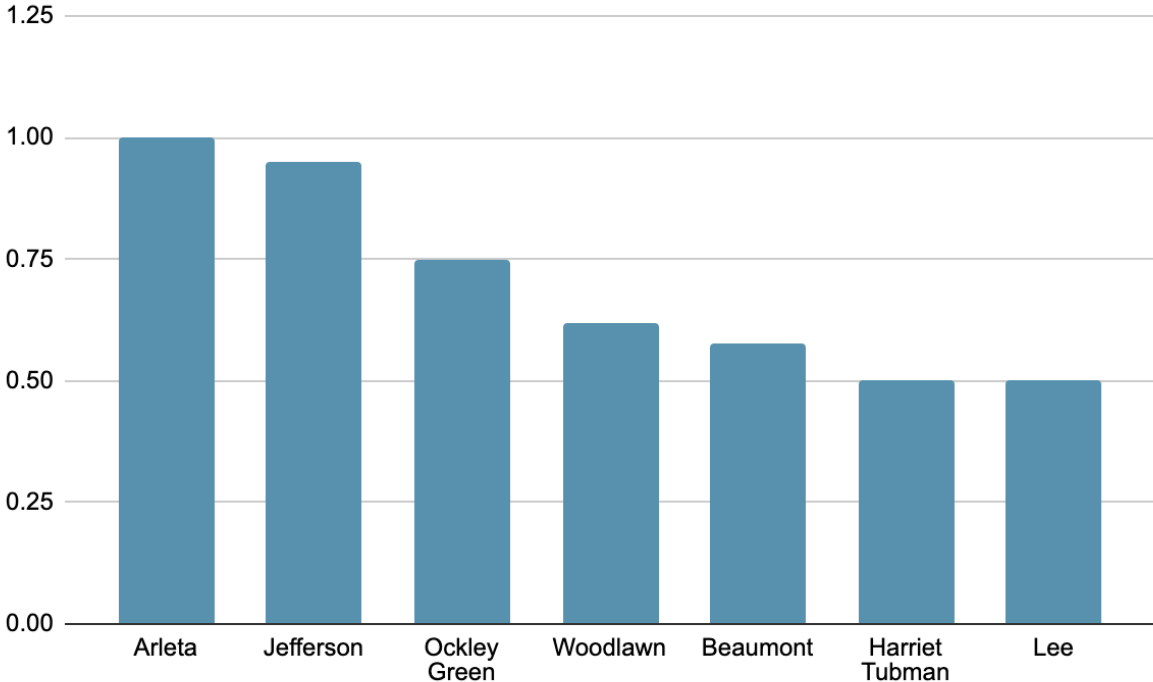
How Are PPS Parent Fund Dollars Budgeted by School Leaders?



* Schools with a minimum of .50 FTE

How Are PPS Parent Fund Dollars Budgeted by School Leaders?

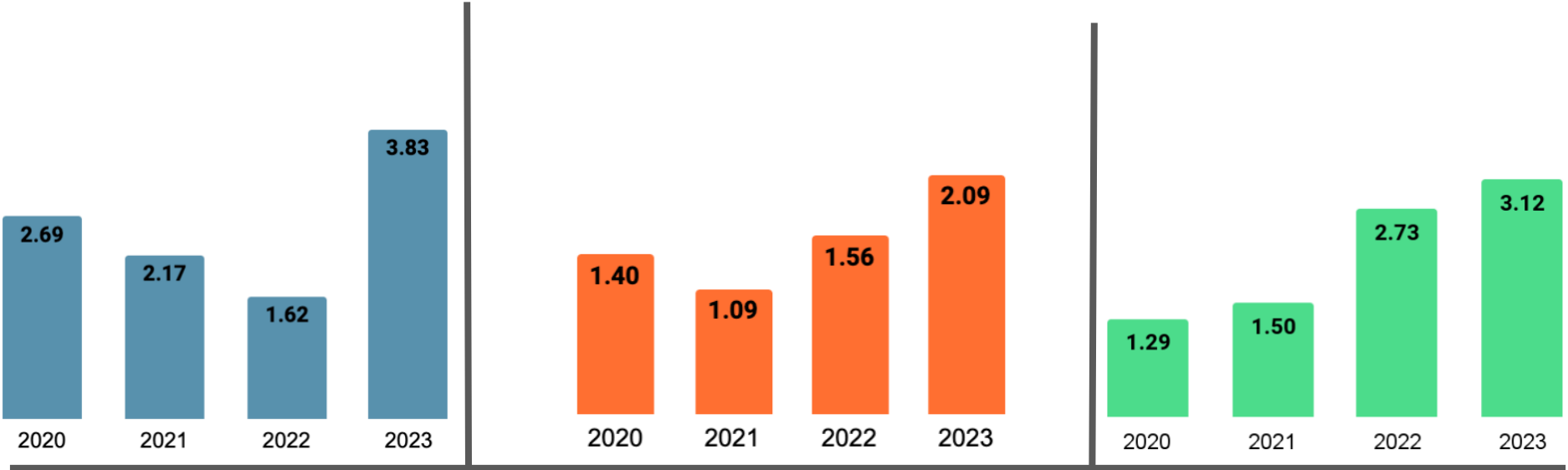
FTE Funded
by PPS
Parent Fund,
2023



* Schools with a minimum of .5 FTE

How Are PPS Parent Fund Dollars Budgeted by School Leaders?

Type of Positions Funded by PPS Parent Fund, PPS (FY20-23)



Education Assistants

Teachers

Administrative and Office Support

Discussion and Questions

PPS Parent Fundraising

Review Community Engagement Memos

Targeted Engagement and Principal Survey



Date: November 10, 2022
To: PPS Board of Education
Subject: Dr. Martin Luther King Jr PTA: Learnings from a Black-led organization with longevity and impact in their school

Meeting Notes: November 9, 2022, 2-3pm

Interviewees: Tiffany Robinson (PTA President), Tyler Brown (PTA Vice President), Roy Boyer (PTA Treasurer), Felicia Bennett (PTA Member), Doris Turner (PTA Member). Tiffany and Tyler are the executive leadership of the PTA and are both Black. Roy is the Treasurer and White. Felicia and Doris are newer to the school and PTA but getting more involved and both are Black. All of them have children enrolled at Dr. MLK Jr School.

Interviewers: Robyn Faraone (Director of Strategic Partnerships), Nailah Roque (School Partnerships Manager) Robyn is White and Nailah is Black.

Purpose of Meeting & Background Information (Robyn)

The PPS Board Policy Committee has been discussing school-based fundraising since last school year. There is a lot of focus on whether PPS should continue to allow fundraising for FTE, but some are also concerned about the inequities of school-based fundraising in general created based on varying levels of fundraising in PPS schools. I know that this is a topic you are well aware of, as I have heard Tiffany's testimony to the Board regarding the inequities in fundraising. Therefore, I'm not going to spend a lot of time reviewing the materials that we shared in the meeting invite because we are here mostly to listen to you.

Materials Shared Ahead of Meeting:

[School-Based Fundraising Presentation](#)
[PPS School-Based Fundraising Information](#) - Google site created to explain all school-based fundraising

Major Themes from our interview

- School community as a family- supporting students' education and sense of community
- We cap fundraising at \$50,000 because community is more important than the money
- Other schools should cap fundraising or share funds above a certain amount with other schools that struggle to raise money

"Fundraising is one thing but us being out in front of the kids and them seeing us adds way more than any monetary value that we can add. And so with that we redirect them to volunteer and join what we have so that they can be a part of their kids' education from the beginning of it because when you put the value on education, the child will follow." Tyler Brown

"The biggest thing we stand for as a group is family. People feel it when they walk into our school. And new families feel it, they say it's a different feeling when we come into this school, when you walk into the office and walk in the halls- you feel the love and that means more than any dollar amount." Tiffany Robinson

Community Engagement

Learnings from a Black -led PPS school PTA



Date: November 10, 2022
To: PPS Board of Education
Subject: Dr. Martin Luther King Jr PTA: Learnings from a Black-led organization with longevity and impact in their school

Meeting Notes: November 9, 2022, 2-3pm

Interviewees: Tiffany Robinson (PTA President), Tyler Brown (PTA Vice President), Roy Boyer (PTA Treasurer), Felicia Bennett (PTA Member), Doris Turner (PTA Member). Tiffany and Tyler are the executive leadership of the PTA and are both Black. Roy is the Treasurer and White. Felicia and Doris are newer to the school and PTA but getting more involved and both are Black. All of them have children enrolled at Dr. MLK Jr School.

Interviewers: Robyn Faraone (Director of Strategic Partnerships), Nailah Roque (School Partnerships Manager) Robyn is White and Nailah is Black.

Purpose of Meeting & Background Information (Robyn)

The PPS Board Policy Committee has been discussing school-based fundraising since last school year. There is a lot of focus on whether PPS should continue to allow fundraising for FTE, but some are also concerned about the inequities of school-based fundraising in general created based on varying levels of fundraising in PPS schools. I know that this is a topic you are well aware of, as I have heard Tiffany's testimony to the Board regarding the inequities in fundraising. Therefore, I'm not going to spend a lot of time reviewing the materials that we shared in the meeting invite because we are here mostly to listen to you.

Materials Shared Ahead of Meeting:

[School-Based Fundraising Presentation](#)
[PPS School-Based Fundraising Information](#) - Google site created to explain all school-based fundraising

Major Themes from our interview

- School community as a family- supporting students' education and sense of community
- We cap fundraising at \$50,000 because community is more important than the money
- Other schools should cap fundraising or share funds above a certain amount with other schools that struggle to raise money

"Fundraising is one thing but us being out in front of the kids and them seeing us adds way more than any monetary value that we can add. And so with that we redirect them to volunteer and join what we have so that they can be a part of their kids' education from the beginning of it because when you put the value on education, the child will follow." Tyler Brown

"The biggest thing we stand for as a group is family. People feel it when they walk into our school. And new families feel it, they say it's a different feeling when we come into this school, when you walk into the office and walk in the halls- you feel the love and that means more than any dollar amount." Tiffany Robinson

Discussion and Questions

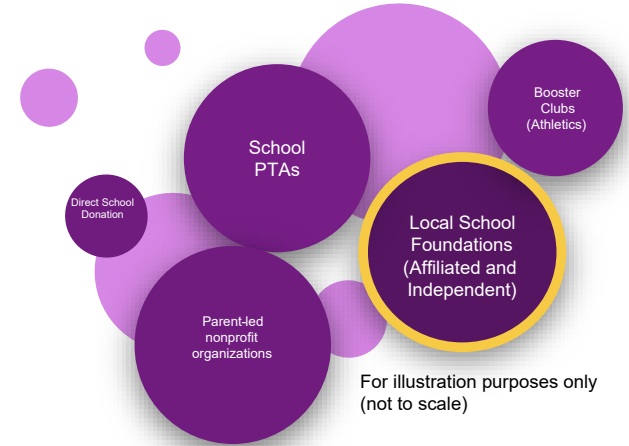
December 6 Work Session

Purpose:

The Board of Education will provide general direction on shifts to PPS parent fundraising policies

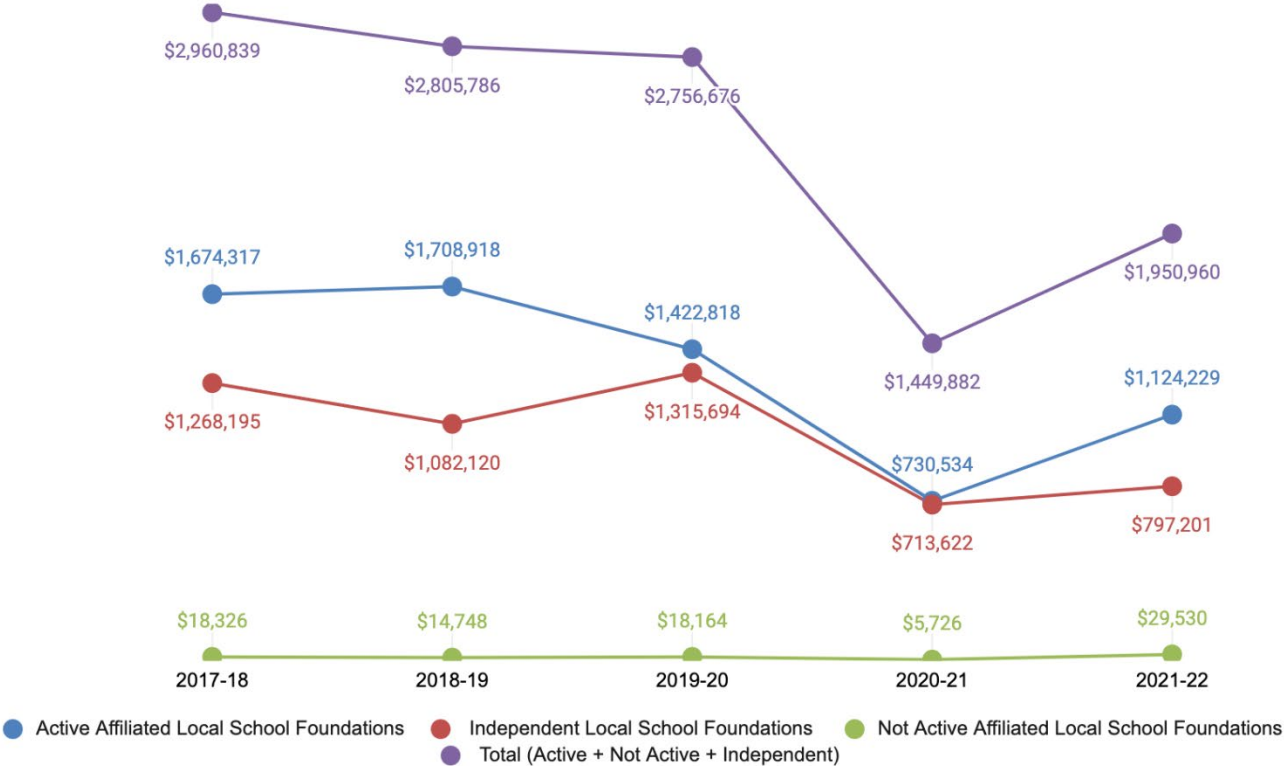
Guiding Questions:

- What parent fundraising **rules and policies** might need to change?
- Should there be caps on **amount** of dollars raised by parent groups? If so, what?
- Should dollars raised by parent groups be subjected to an **equity** distribution/ allocation? If so, how?
- What updates are needed on how parent fundraising dollars are **used** ?
- How might we establish rules and policies that encourage fundraising efforts to be more **inclusive** and contribute to a stronger sense of community district wide?



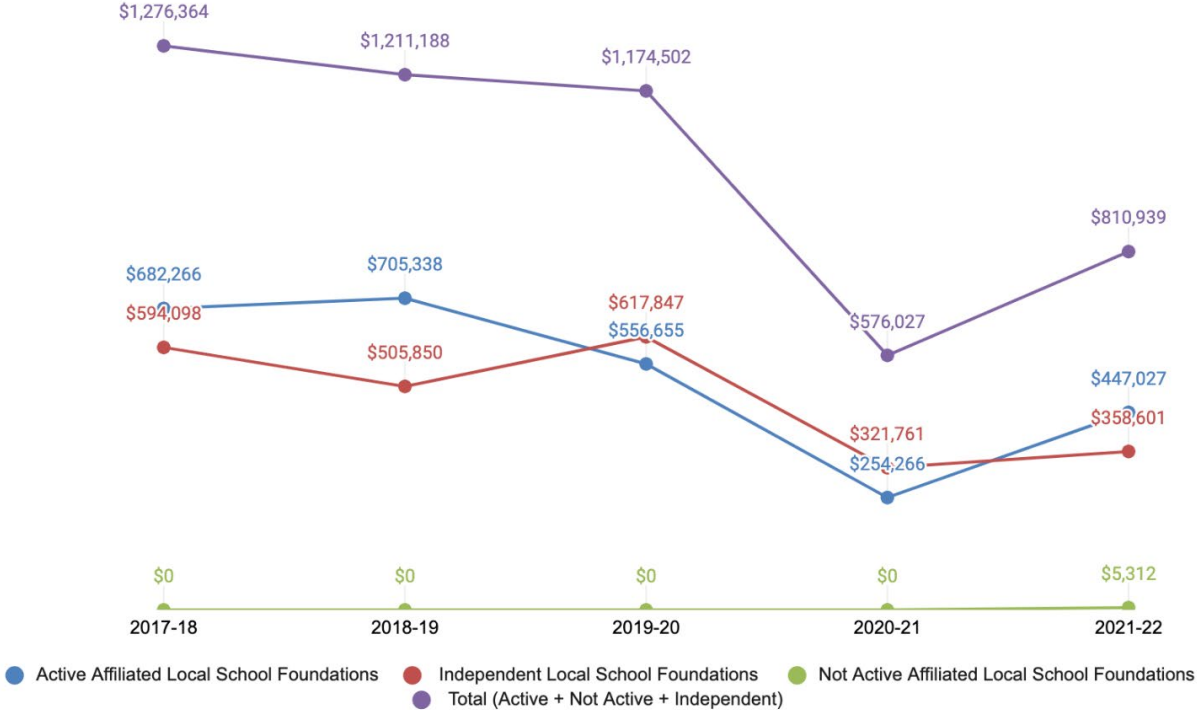
Appendix

Dollars Kept in Schools Raised by LSFs ($\frac{2}{3}$), 2017 - 2022



Dollars Contributed to PPS Parent Fund (

1/3), 2017 -2022



Total Dollars Raised by Type of LSF, 2017 -2022

	2017-18	2018-19	2019-20	2020-21	2021-22
Active Affiliated Local School Foundations	\$2,356,584	\$2,414,256	\$1,979,473	\$984,800	\$1,571,256
Independent Local School Foundations	\$1,862,293	\$1,587,969	\$1,933,541	\$1,035,382	\$1,155,802
Not Active Affiliated Local School Foundations	\$18,326	\$14,748	\$18,164	\$5,726	\$34,842
Total	\$4,237,203	\$4,016,974	\$3,931,178	\$2,025,908	\$2,761,900

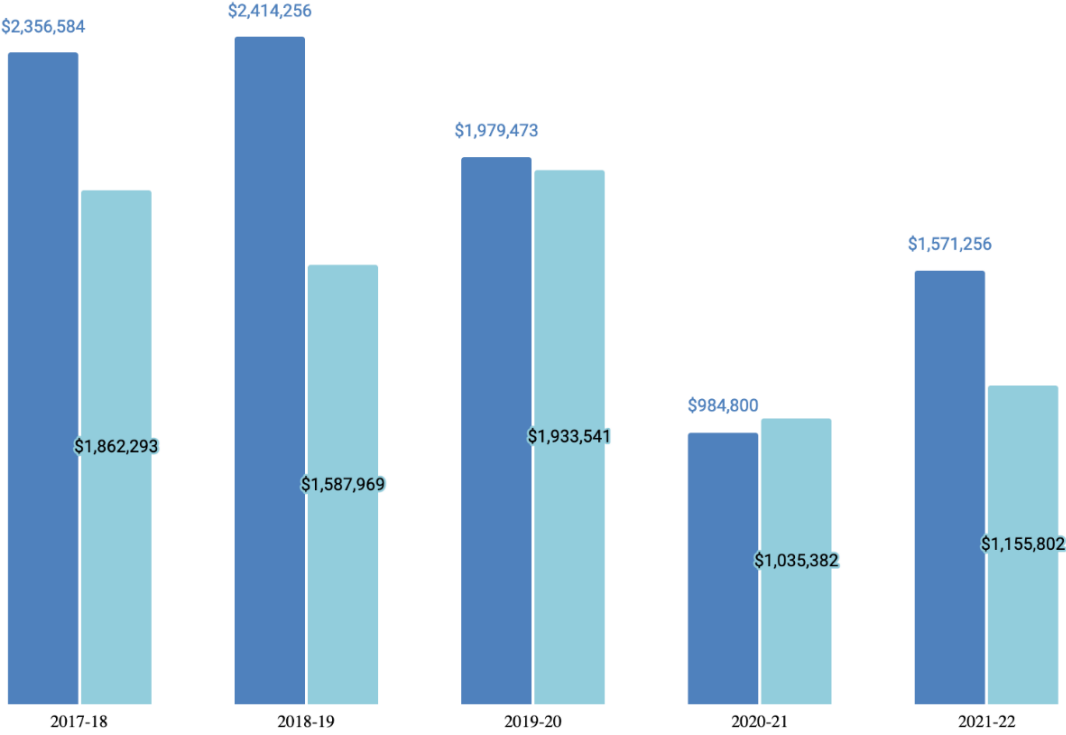
Dollars Contributed to PPS Parent Fund ($\frac{1}{3}$), 2017 -2022

	2017 - 18	2018 - 19	2019 - 20	2020 - 21	2021 - 22
Active Affiliated Local School Foundations	\$682,266	\$705,338	\$556,655	\$254,266	\$447,027
Independent Local School Foundations	\$594,098	\$505,850	\$617,847	\$321,761	\$358,601
Not Active Affiliated Local School Foundations	\$0	\$0	\$0	\$0	\$5,312
Total	\$1,276,364	\$1,211,188	\$1,174,502	\$576,027	\$810,939

Dollars Kept in Schools Raised by LSFs ($\frac{2}{3}$), 2017 -2022

	2017 -18	2018 -19	2019 -20	2020 -21	2021 -22
Active Affiliated Local School Foundations	\$1,674,317	\$1,708,918	\$1,422,818	\$730,534	\$1,124,229
Independent Local School Foundations	\$1,268,195	\$1,082,120	\$1,315,694	\$713,622	\$797,201
Not Active Affiliated Local School Foundations	\$18,326	\$14,748	\$18,164	\$5,726	\$29,530
Total	\$2,960,839	\$2,805,786	\$2,756,676	\$1,449,882	\$1,950,960

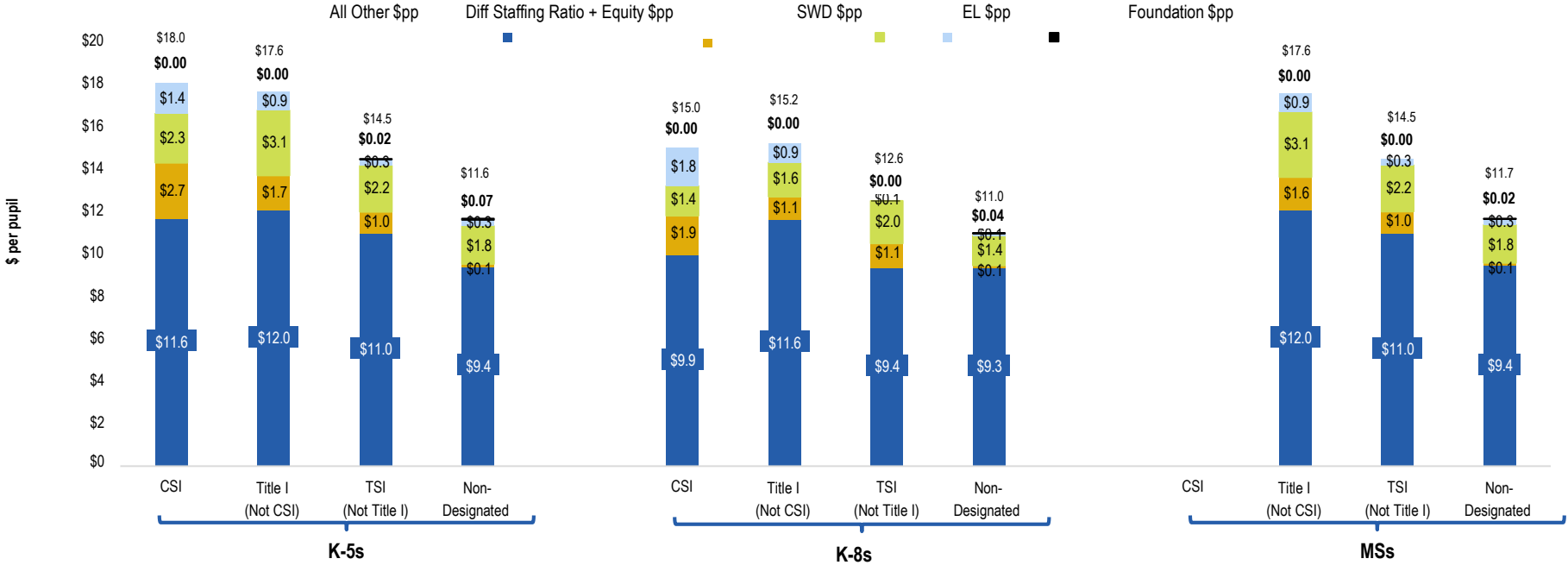
Dollars Raised by School, 2021 -2022



■ Active Affiliated Local School Foundations ■ Independent Local School Foundations

Foundation constitutes a small percent of overall school budgets; Staff provided through differentiated staffing ratios and equity formula represent a large amount of the differentiation in funding between higher and lower need schools

Total \$ Per Pupil, Needs -Based Funding v All Other resources (K -5, K-8, MS)



Schools:	6	10	7	22
----------	---	----	---	----

1	2	1	8
---	---	---	---

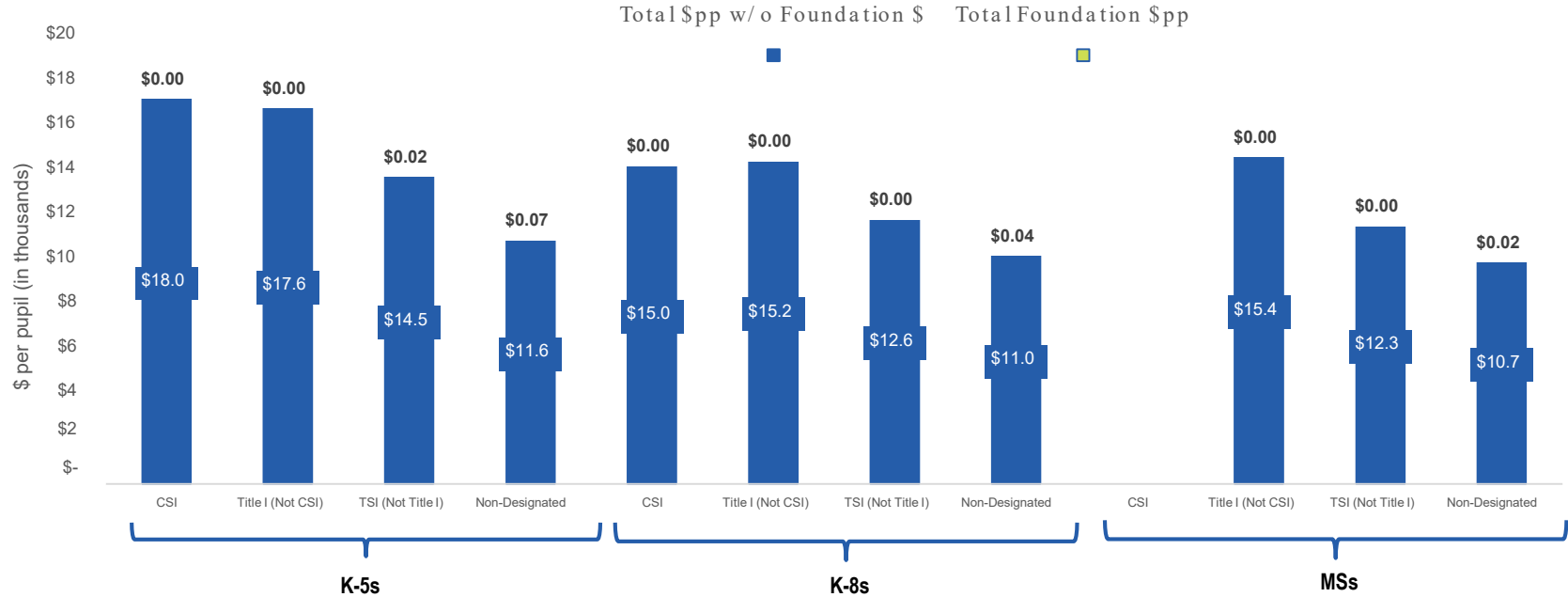
0	5	3	6
---	---	---	---



Source: PPS FY22 Planned Spend; and analysis based on Budget Book Volume 1 and Equity FTE counts from Volume 2 of FY23 Adopted Budget

Foundation dollars represent less than 1% of the average school's total resources

Foundation \$ Per Pupil by School Designation (K5, K8, MS)

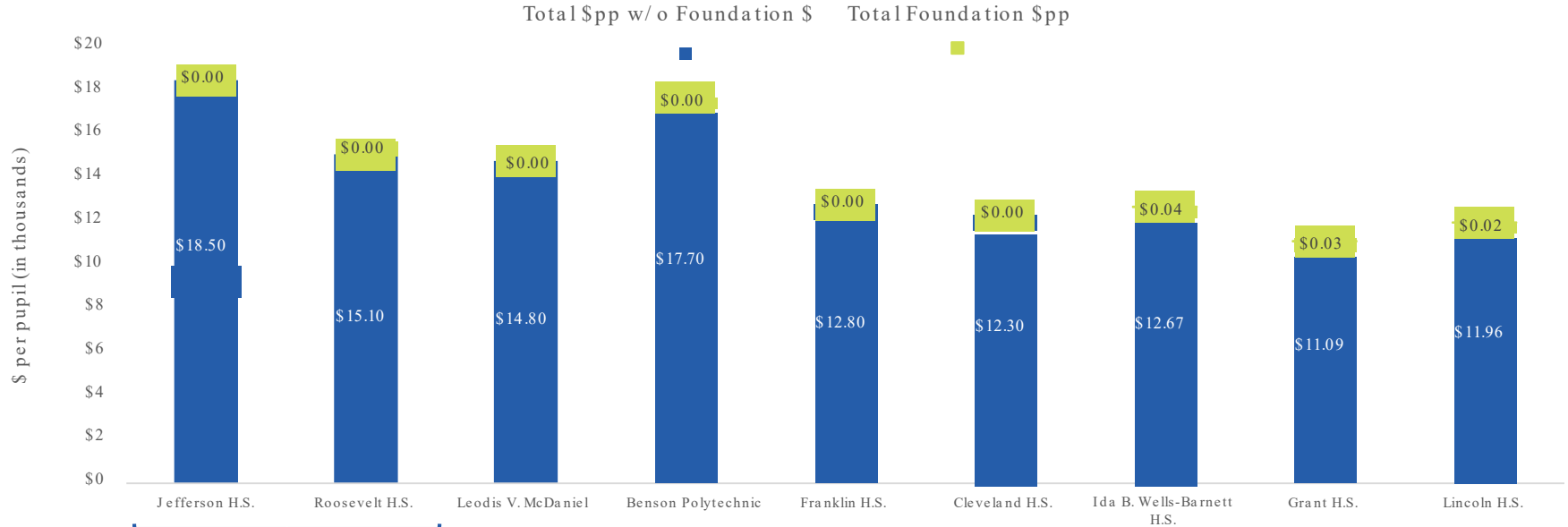


	K-5s				K-8s				MSs			
Schools:	6	10	7	22	1	2	1	8	0	5	3	6
Foundation as % of Total Budget	0%	0%	0.2%	0.6%	0%	0%	0%	0.4%	-	0%	0%	0.2%

Source: PPS Budget, SY21-22; Foundation FTE counts from FY22 Payroll.

Foundation dollars represent less than 1% of the average school's total resources

Foundation \$ Per Pupil by School Designation (HS)



← Highest % Direct TSI → Lowest % Direct

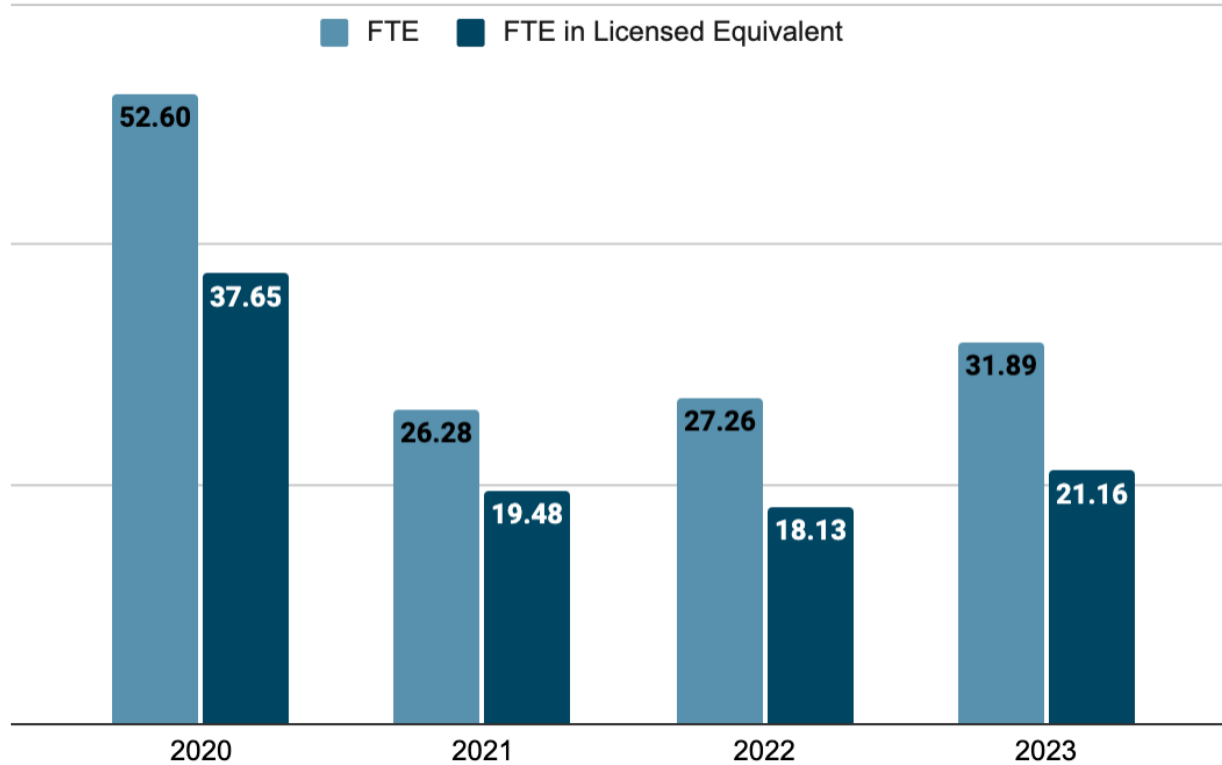
Foundation as % of Total Budget	0%	0%	0%	0%	0%	0%	0.3%	0.3%	0.2%
---------------------------------	----	----	----	----	----	----	------	------	------

Source: PPS Budget, SY21-22; Foundation FTE counts from FY22 Payroll

FTE Funded by Local School Foundations by Category (FY20-23)

Category	FTE by Fiscal Year				
	2020	2021	2022	2023	Grand Total
Assistant - Educational	24.18	9.31	14.74	17.49	65.73
Teacher	20.33	11.38	5.29	6.86	43.85
Specialist - Learning	1.73	0.90	2.22	3.17	8.02
Support - Administrative/ Office	4.37	3.39	3.11	3.57	14.44
Support - Learning	0.60	0.80	0.80	0.80	3.00
Support - Student Services	1.38	0.50	1.10	0.0	2.98
Grand Total	52.60	26.28	27.26	31.89	138.02

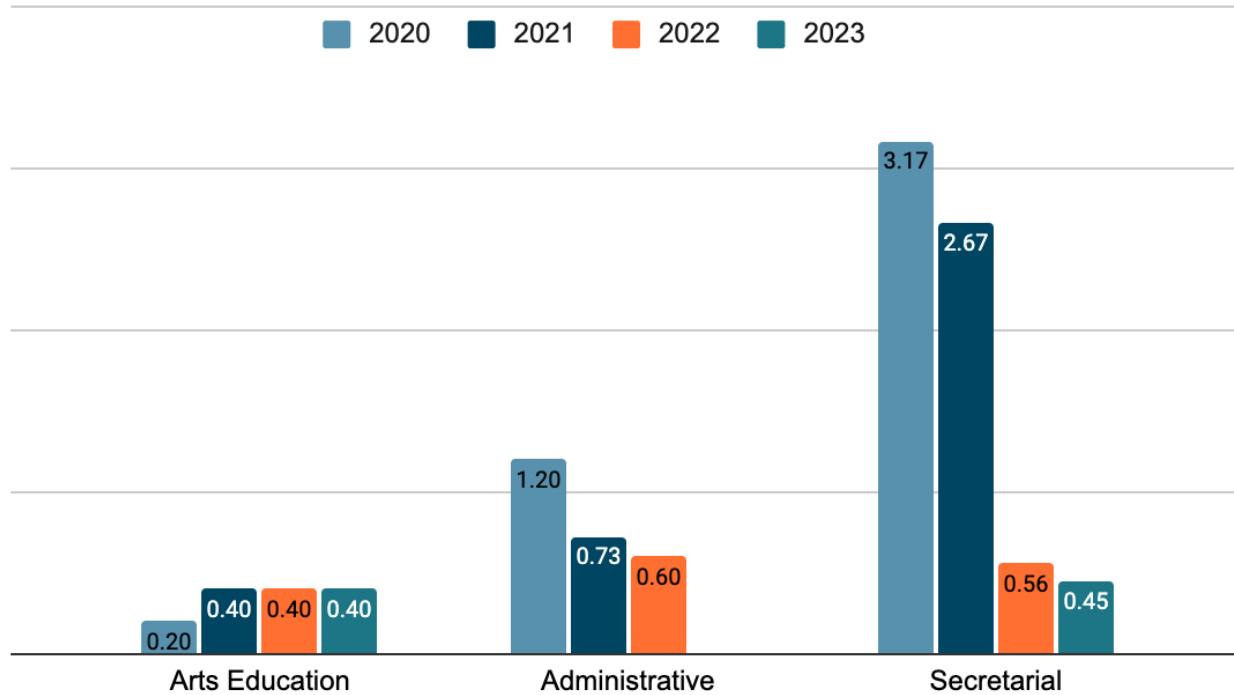
For Comparison - FTE in Licensed Equivalent (FY20 -23)



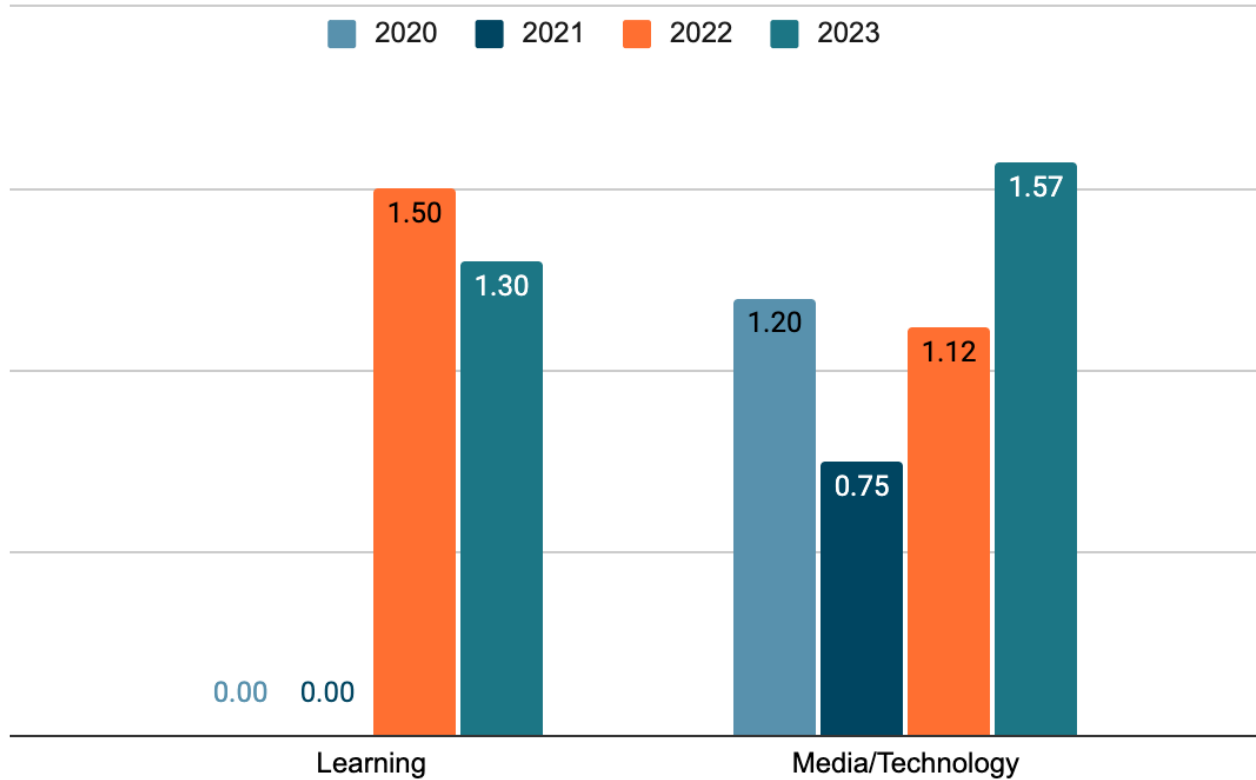
A Licensed FTE refers to certified staff such as teachers, counselors, media specialists, psychologists, social workers.

FTE in licensed “equivalents” are used to compare classified FTE. For this calculation, two (2) classified FTE is equivalent to one (1) licensed FTE.

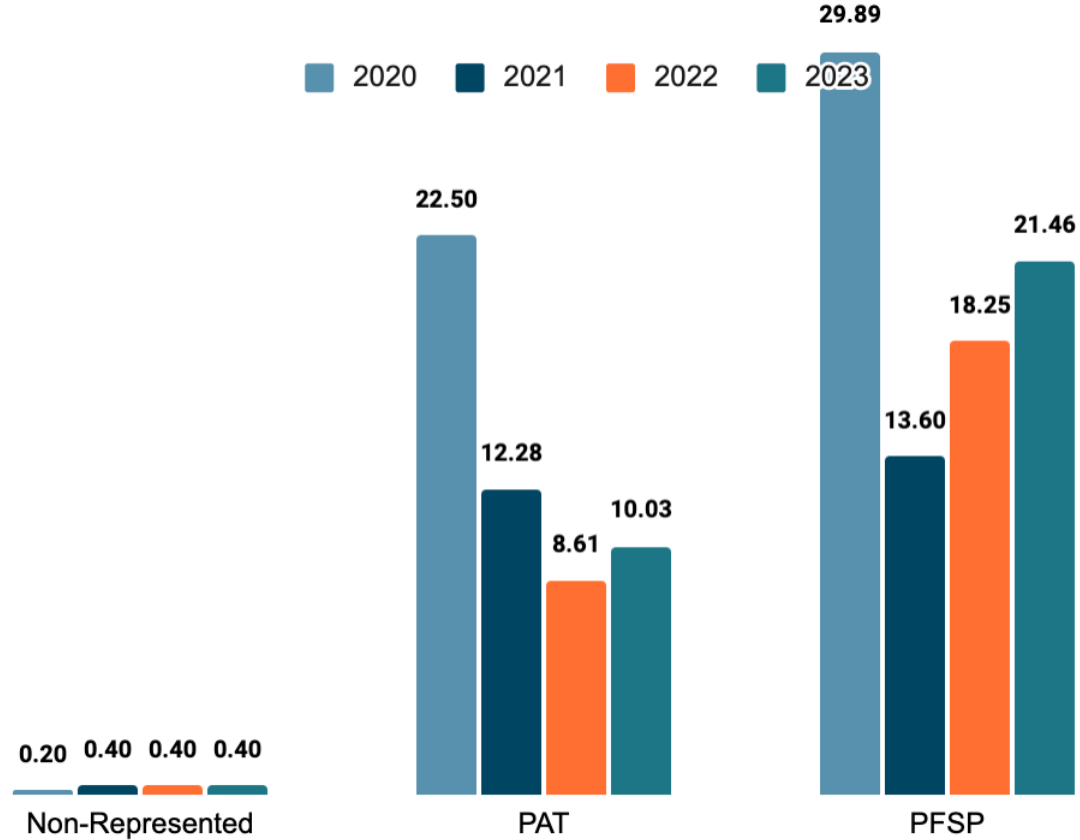
FTE Support Staff Positions Funded by LSFs (FY20-23)



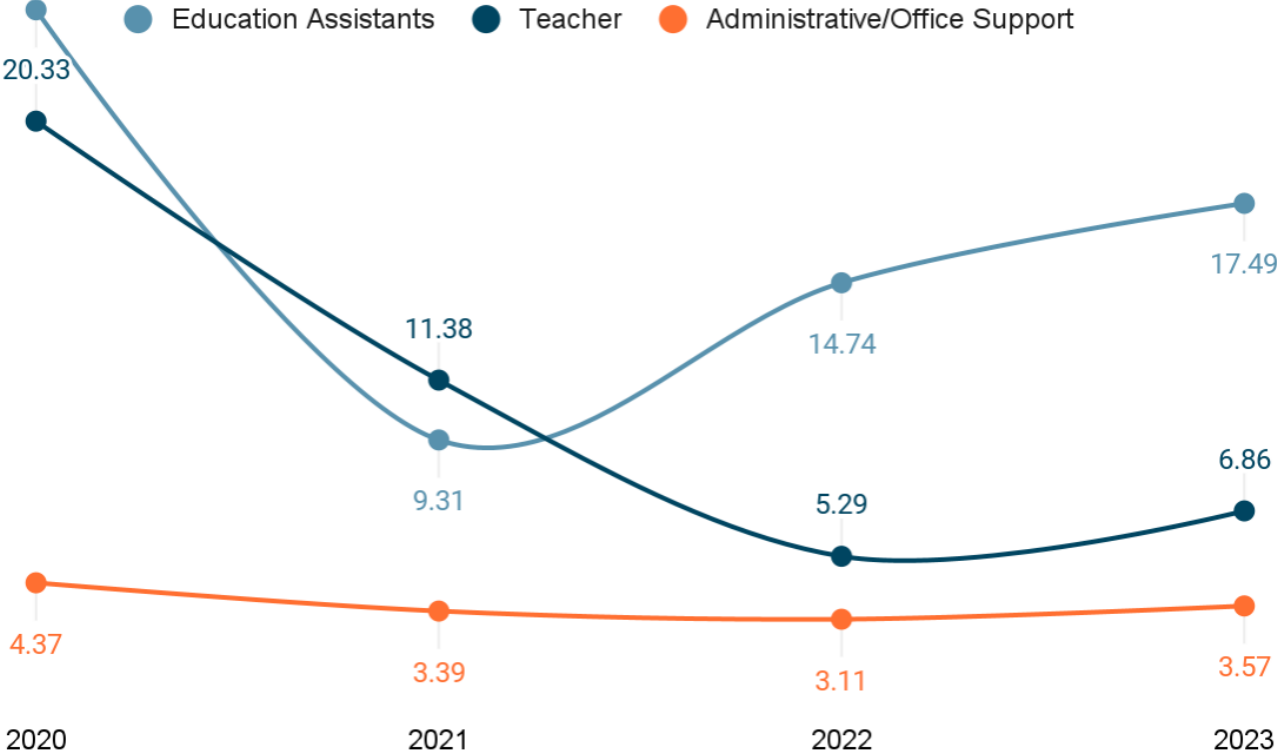
FTE Specialist Positions Funded by LSFs (FY20-23)



FTE Positions (by bargaining unit) Funded by LSFs (FY20-23)



Type of Positions Funded by LSFs, PPS (FY20 -23)



Type of Positions Funded by PPS Parent Fund (FY20-23)

