



FORWARD TOGETHER

TEACHING AND LEADING FOR EQUITY

2022 Summer Acceleration Academy
September 6, 2022

Academic Programs

SUMMER PPS



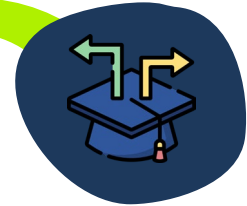
3rd Grade
Reading



8th Grade
Readiness



Post Secondary
Readiness



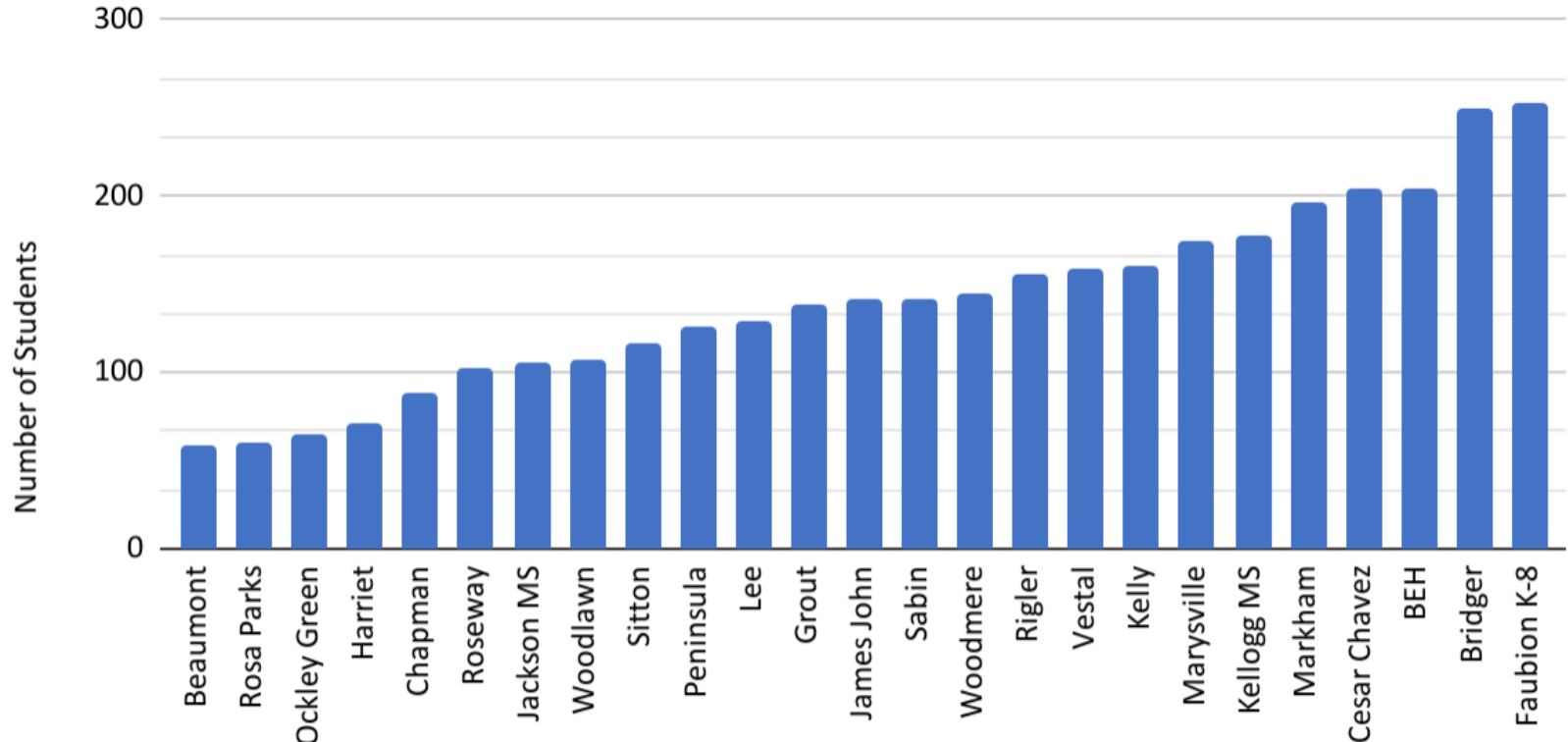
5th Grade Math



High School
Graduation

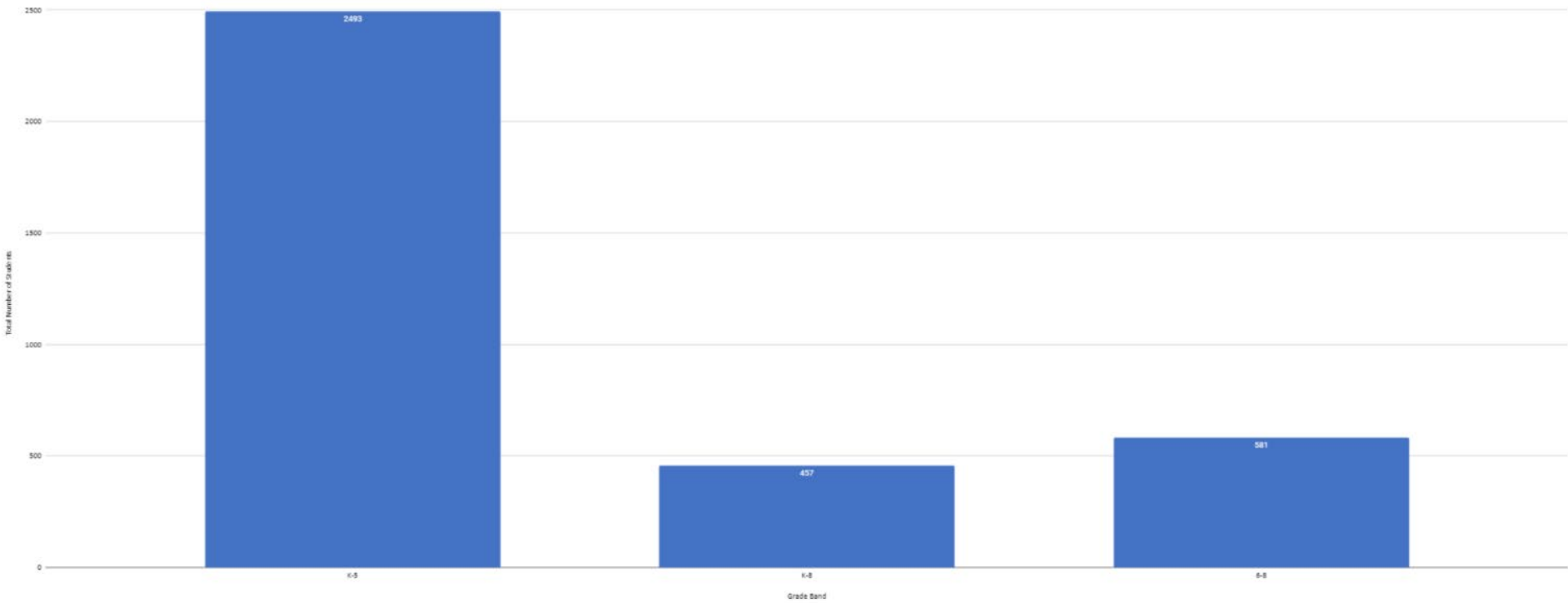


Program Enrollment by Site

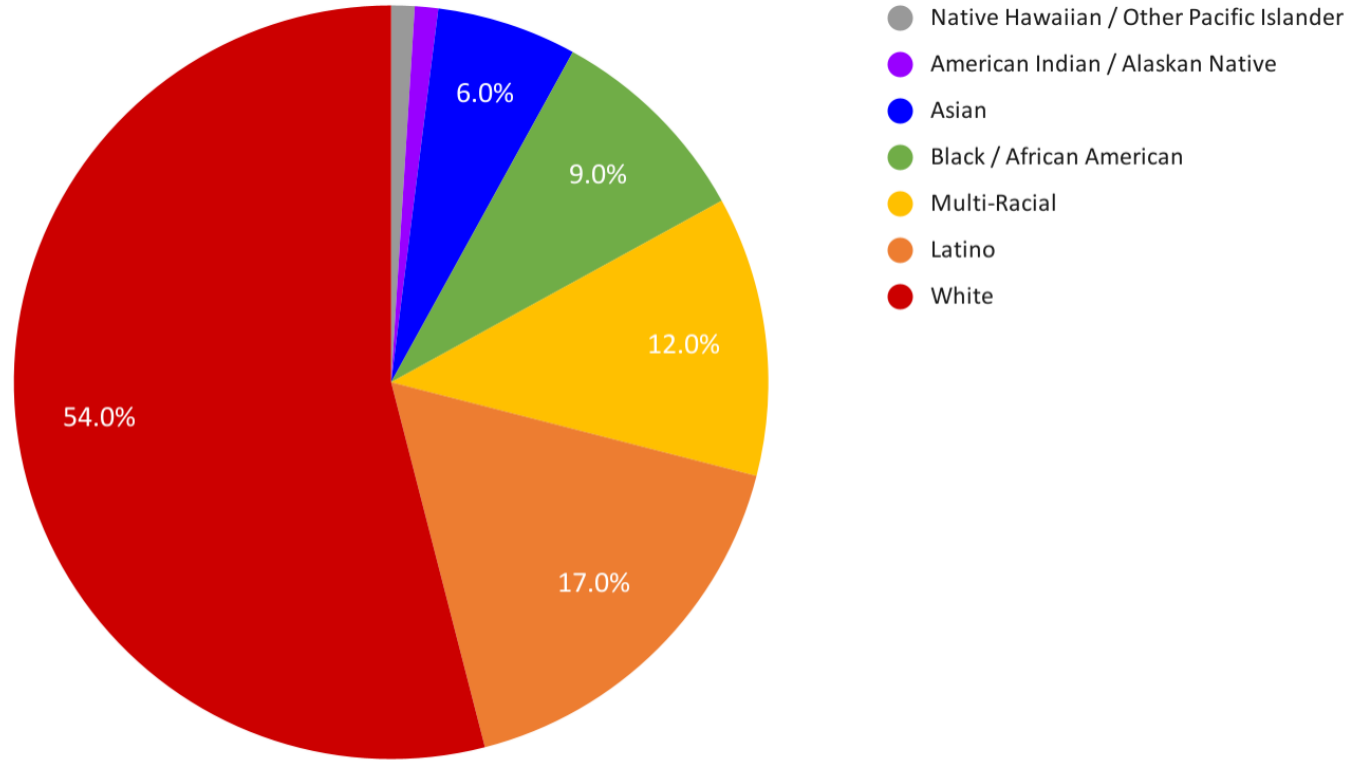


K-8 Enrollment by Grade Band

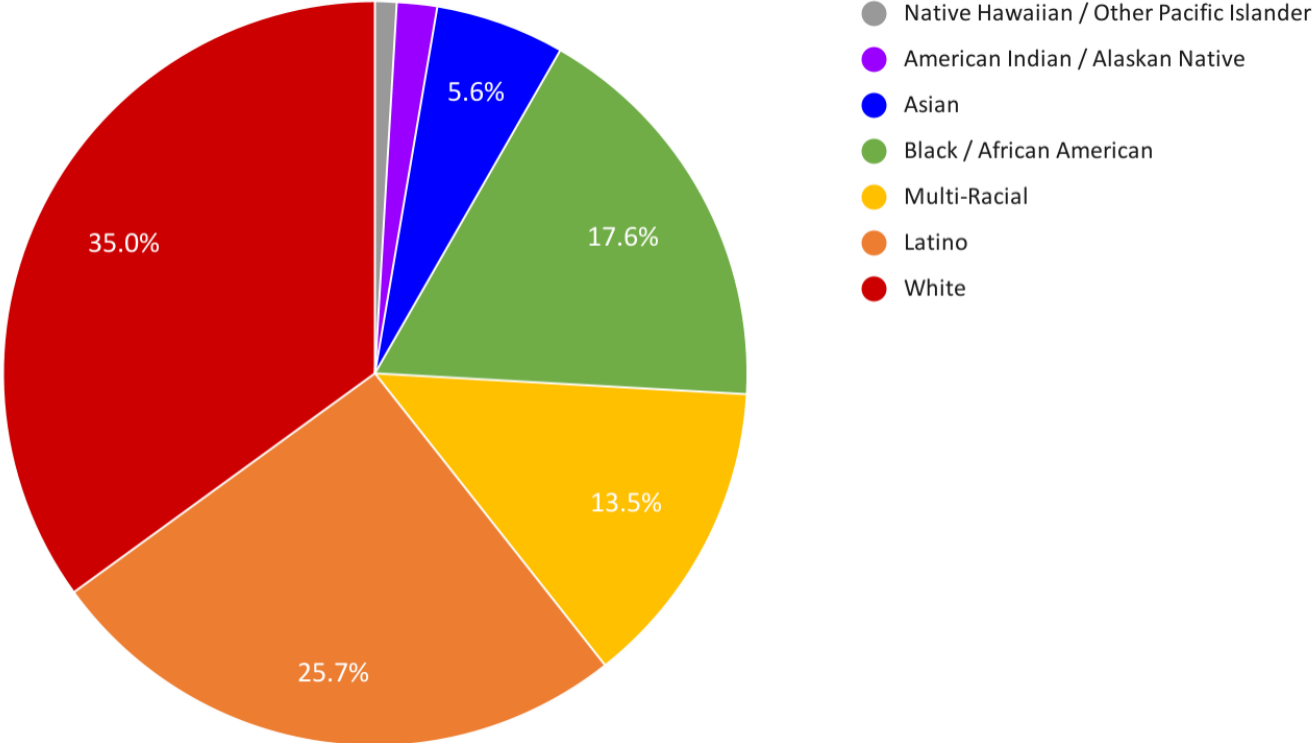
Total Number of Students by Grade Band



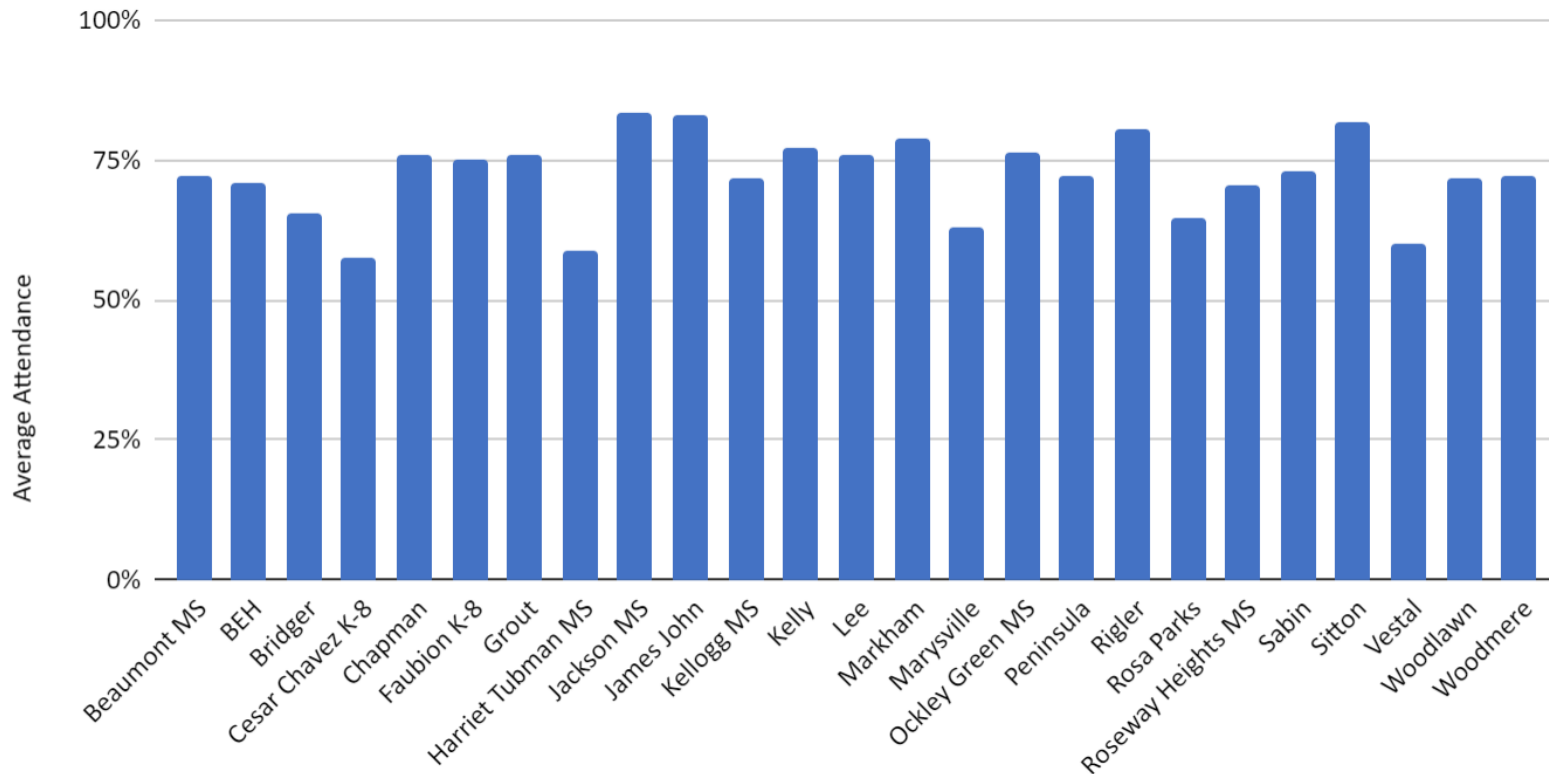
Portland Schools Population by Race/Ethnicity



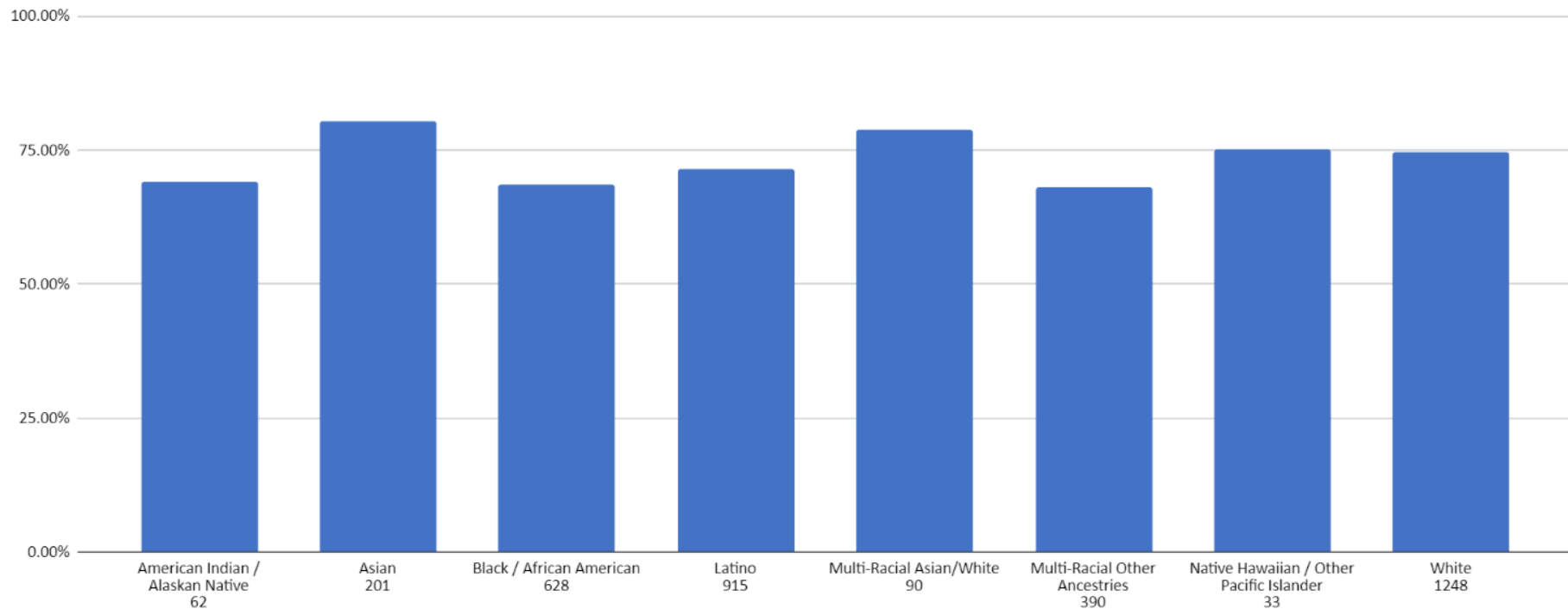
Summer Acceleration Academy by Race/Ethnicity



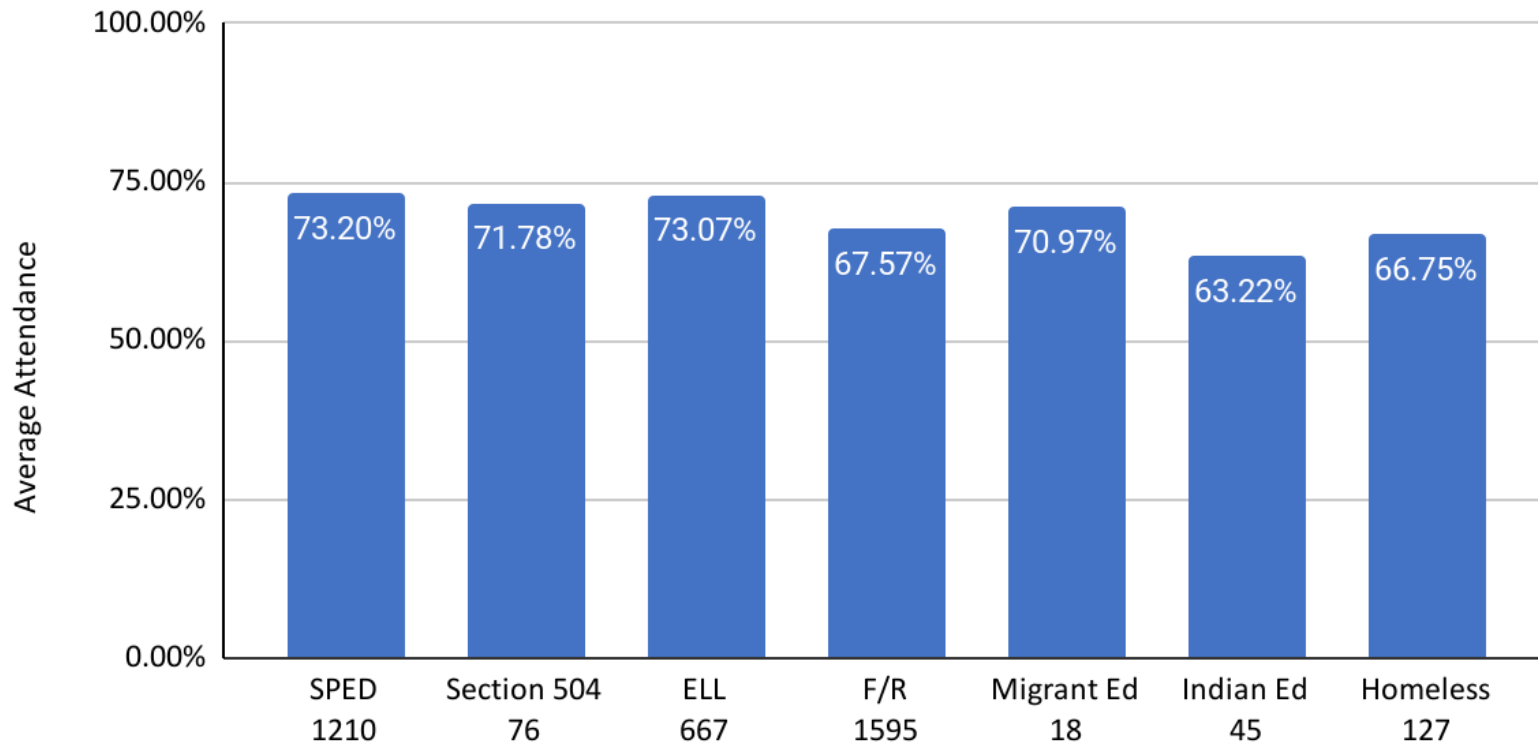
Average Daily Attendance



Average Daily Attendance by Race/Ethnicity



Average Daily Attendance by Program



Program	Estimated Program Cost
1st-8th Summer Acceleration Academy	\$6,000,000
Summer Acceleration Recovery services (SPED) - federal funding	\$697,000
High School Credit Completion Camp	\$200,000
HS Portland Summer Scholars (pre- approved for ESSER funds)	\$324,829
RFP for Summer Programming (new)	\$8,800,000
Indian Ed Summer Bridge/ Summer Tutoring	\$25,000
SUN Costs for K-8 Summer Enrichment (potential funds from the county-tbd)	\$135,000
Leap into 9th	\$259,718
ESY- federal funding	\$195,000
EKT (250K dept funds, 73K funded programs) -asking for \$6840 for snacks	\$323,000
DART (K-12)	\$60,000
PIL Trajectory Math Program (MS grades)	\$431,474
Credits for High School Interns	\$125,000
Summer Arts (6-9th)	\$196,000
PTHVP (K-12)	\$150,000
Security across all summer programs	\$30,000
Total	\$17,952,021

Summer Academic Programs Preliminary Budget

ODE School District Allocations for Summer 22-23

Summer Academic Support (grades 9-12)			
Subgrant ODE Alloc.	Indirect Costs	Allocation/Budget	PPS share 25%
<u>\$2,724,130.83</u>	\$127,247.29	\$2,596,883.54	\$681,032.71
Summer Enrichment/Academic Program Grant (K-8)			
Subgrant ODE Alloc.	Indirect Costs	Allocation/Budget	PPS share 25%
<u>\$5,587,525.81</u>	\$260,999.78	\$5,326,526.03	\$1,396,881.45
\$8,311,656.64	\$388,247.07	\$7,923,409.57	\$2,077,914.16

Oregon Department of Education Allocation

Preliminary Analysis

- Full use of ODE K-8 Summer Funds
- \$677,000 from Student Success Act Summer Funds - designated for students from 8 schools: Boise-Eliot-Humboldt, Kelly, Lent, Ockley-Green, Peninsula, Sitton, Vestal, Woodmere
- \$500,000 from ESSER

Expenditures not yet finalized.

Unused K-8 funds will return to ESSER.

Student Identification

Students were identified and referred for different programs in different ways.

Attendance

Counseling Referrals

Academic Performance

Achievement of Educational Goals

Diagnostic & Formative Assessments

Social Emotional Learning Support

Demographic Data

Recovery Services



Shifts Made from Lessons Learned in 2021

- We expanded SAA from 3 to 4 weeks!
- We added in more planning time for teachers and provided more specific instructional guidance.
- We enrolled students earlier using a centralized process.
- We began our hiring earlier and endeavor to start this even sooner in 2023.
- We identified licensed administrators within PPS not currently working as administrators (TOSAs, teachers, etc.) and recruited them to be site administrators - growing our district's collective capacity.

We are part of a longitudinal study in partnership with NWEA, AIR and the Calder Center to track the longer term impact of participation in summer programming.

We offered a constellation of programs and experiences:

Early Kindergarten Transition serving 272 rising kindergartners from 19 sites.

Summer Acceleration Academy serving 3700 from rising 1st-8th graders at 25 HUB sites including students from every PPS elementary, middle, and K-8 school.

Summer Arts Academy serving 160 rising 6th-9th graders culminating in amazing celebration and performance at the Newmark Theater.

LEAP into 9th Grade serving 422 students with 80% earning a .5 High School elective credit for participating.

Summerworks providing summer employment opportunities for 306 PPS high school students.

We offered a constellation of programs and experiences:

Summer Scholars serving 2,789 students across two sessions at five sites with an 89% passage rate!

Portland Interscholastic League Math Trajectory serving 130 middle school students and 34 Summerworks high school students at McDaniel and Roosevelt.

Indian Education serving 75 students through a 1st-5th camp, scholarships to OMSI, tutoring, and the Cultural Connection Canoe Experience.

Migrant Education serving 62 students in a four week program.

SUN - Afternoon Enrichment Support of SAA

Collaborative Planning and Referral with 5 SUN Agencies




SUN Enrichment programming in the afternoon at **33** sites serving **2,232** students





Summer Arts



Summer Acceleration Academy



Summer Works



Support Services

Special Education Summer Programmings


First of two year focus on addressing special education needs that occurred as result of the pandemic.

Extended School Year

Support for Summer Scholars

Support for EKT

IEP Determined Goals



Support for Summer Acceleration Academy

Recovery Services



Shifts Made from Lessons Learned in 2021

- Adjusted program schedules to accommodate students able to access all summer programming.
- Established committees with staff, specialists, and administration for program planning and recruitment.

Over 1200 Students Received Services

Extended School Year - 170 students

K-8 Summer Acceleration Academy - 620 Students

Recovery Services: 60 hours of additional instruction

- Pioneer - 59
- CTP - 12
- High School - 45
- K-8 Co-located with Student Acceleration Academy = 312



Over 1200 Students Received Services

YTP Services - 24 high school and CTP engaged in paid summer internships

857 Students that receive special education supported by programs run by our partners this summer

140 PPS Special Education Staff served and supported students this summer





“It was the best summer both emotionally and academically for my child. She did not just recoup regression but made progress. She had the least stressful first day of school she’s ever had today, she was calm and not anxious and excited to go. The summer programming is absolutely the reason for that. Structure and support for students like her during the summer months is so needed and appreciated by parents “

RESJ Enrichment and Safety

Goals of the RESJ Enrichment and Safety Programming

1. Provide robust and comprehensive in person programming for PPS students throughout the summer of 2022 to complement Accelerated Learning.
2. Provide culturally responsive programming that is safe and fun and engages student interests and passions.
3. Provide youth employment opportunities through staffing in summer enrichment programs.
4. Underserved students (including Black, Indigenous and students of color, Emerging English Speakers and students with disabilities) have the opportunity for free activities throughout the summer.
5. Support youth violence prevention through partnerships and programming proven to support safe and resilient communities.




RESJ Enrichment and Safety by the Numbers

5,396 Students Enrolled in 50 different programs run by Partners

- Approximately 17% enrolled in special education
- Approximately 14% eligible for ELL

Programming in 26 PPS Summer HUB sites and 7 Off campus Programs

272 PPS Student Employees, earning \$113,428 to date.



Partner Presentation - Black Excellence, Mashari Tyson



BE Summer of Excellence

RESJ 2022 Summer Safety and Enrichment Partner Programming

4 Strategy 4: Extended Learning and Enrichment

5 Strategy 5: Positive Cultural Identity Development and Advocacy



OUR STUDENTS FELT THEY BELONGED, WERE VALUED, LOVED, ABLE, AND EXCELLENT...
THANK YOU PPS TEAM



RESJ SUMMER PARTNER SNAPSHOT: Black Excellence Group

Number of Students Served: 153

% of Black Students Served: 100%

Layers of BE Program Support

Program Supported
Historically Underserved
Students

- Customized summer camps and BE experiences
- Red-zone students tutoring
- Middle school early access
- Family case management
- Student support bags
- Engagement incentives
- Just-right books and kits



153
BE STUDENTS
SERVED
(June - Sept)

BE Summer of Excellence - Experience Highlights

- OMSI Zoo Art Exploration
- Nature Ariel Arts
- Swim Art Soccer Robotics
- Tutoring Dance
- Sports Camp Gymnastics Clown

Program Collaborations and Essential Supports

- BE/SUN Minicamp at Markham
- BE/Radio Cab family transport
- BE/PPS Youth Employment Interns

- Connection to:
- gas/transportation
 - a lifeline to grocery essentials
 - basic clothing/shoes
 - utility support/fans distribution



BE Summer of Excellence Overview

We designed an enrichment program that centered our BE students, their passions and talents, as well as connected them to vital supports necessary to thrive this summer. Our custom intake process allowed us to prioritize students with the most need and align supports just-right for that student/family. BE family advocates and program staff served as case managers/concierge in order to ensure a safe, joyful, and enriching summer for our students.

FOUNDATIONAL BE FAMILY OUTCOMES

- BELONGING
- ENRICHMENT
- ACCESS
- SAFETY
- PEACE OF MIND
- EXCELLENCE



Student Breakdown

Grades Supported:

- Kinder 5th
- 1st 6th
- 2nd 8th
- 4th

Represented Schools

BE Students K-MS:

- Rosa Parks ES Bridlemile ES
- MLK Jr ES Jackson MS
- Markham ES Ockley Green MS



Agenda

- 9:10-9:30: Free time
- 9:30-10:00: Snack/Play/practice
- 10:00-11:00:
- 11:00-12:00: Dragon Dance
- 12:00-2:00:
- 2:00-3:30:



Partner Presentation - NAYA - Daniel Guilfoyle, Director of Youth Programs

